

Microsoft MASM 6.1 Reference Guide

[Title Page](#)

[Copyright Page](#)

[Table of Contents](#)

[Introduction](#)

[Ch. 1 - Tools](#)

[Ch. 2 - Directives](#)

[Ch. 3 - Symbols and Operators](#)

[Ch. 4 - Processor](#)

[Ch. 5 - Coprocessor](#)

[Ch. 6 - Macros](#)

[Ch. 7 - Tables](#)

Reference

Microsoft® MASM

Assembly-Language Development System
Version 6.1

For MS-DOS® and Windows™ Operating System

Microsoft Corporation

Information in this document is subject to change without notice. Companies, names, and data used in examples herein are fictitious unless otherwise noted. No part of this document may be reproduced or transmitted in any form or by any means, electronic or mechanical, for any purpose, without the express written permission of Microsoft Corporation.

© 1987, 1991, 1992 Microsoft Corporation. All rights reserved.

Microsoft, MS, MS-DOS, XENIX, CodeView, and QuickC are registered trademarks and Windows and Windows NT are trademarks of Microsoft Corporation in the USA and other countries.

U.S. Patent No. 4955066

IBM is a registered trademark of International Business Machines Corporation.

Intel is a registered trademark and 386, 387, 486 are trademarks of Intel Corporation.

Timings and encodings in this manual are used with permission of Intel and come from the following publications:

Intel Corporation, iAPX 86, 88, 186, and 188 *User's Manual, Programmer's Reference*. Santa Clara, Calif. 1985.

Intel Corporation, *iAPX 286 Programmer's Reference Manual* including the *iAPX 286 Numeric Supplement*. Santa Clara, Calif. 1985.

Intel Corporation. *80386 Programmer's Reference Manual*. Santa Clara, Calif. 1986.

Intel Corporation. *80387 80-bit CHMOS III Numeric Processor Extension*. Santa Clara, Calif. 1987.

Intel Corporation. *i486 Microprocessor Data Sheet*. Santa Clara, Calif. 1989.

Document No. DB35749-1292
Printed in the United States of America.

Contents

Introduction	ix
Document Conventions	x
Chapter 1 Tools	1
Microsoft® CodeView® Debugger	2
CVPACK	3
EXEHDR	3
EXP	4
HELPMAKE	4
H2INC	6
IMPLIB	7
LIB	7
LINK	8
MASM	11
ML	12
NMAKE	14
PWB (Programmer's WorkBench)	16
PWBRMAKE	17
QuickHelp	18
RM	19
UNDEL	20
Chapter 2 Directives	21
Topical Cross-reference for Directives	22
Directives	25
Chapter 3 Symbols and Operators	39
Topical Cross-reference for Symbols	40
Topical Cross-reference for Operators	41
Predefined Symbols	43
Operators	44
Run-Time Operators	48
Chapter 4 Processor	49
Topical Cross-reference for Processor Instructions	50
Interpreting Processor Instructions	53
Flags	53

Clock Speeds	54
Timings on the 8088 and 8086 Processors	55
Timings on the 80286–80486 Processors	56
Interpreting Encodings	56
Interpreting 80386/486 Encoding Extensions	59
16-Bit Encoding	60
32-Bit Encoding	60
Address-Size Prefix	60
Operand-Size Prefix	60
Encoding Differences for 32-Bit Operations	60
Scaled Index Base Byte	61
Instructions	64
AAA ASCII Adjust After Addition	64
AAD ASCII Adjust Before Division	64
AAM ASCII Adjust After Multiply	65
AAS ASCII Adjust After Subtraction	65
ADC Add With Carry	66
ADD Add	67
AND Logical AND	68
ARPL Adjust Requested Privilege Level	69
BOUND Check Array Bounds	69
BSF/BSR Bit Scan	70
BSWAP Byte Swap	71
BT/BTC/BTR/BTS Bit Tests	72
CALL Call Procedure	73
CBW Convert Byte to Word	74
CDQ Convert Double to Quad	75
CLC Clear Carry Flag	75
CLD Clear Direction Flag	76
CLI Clear Interrupt Flag	76
CLTS Clear Task Switched Flag	76
CMC Complement Carry Flag	77
CMP Compare Two Operands	77
CMPS/CMPSB/CMPSW/CMPSD Compare String	79
CMPXCHG Compare and Exchange	80
CWD Convert Word to Double	80
CWDE Convert Word to Extended Double	81
DAA Decimal Adjust After Addition	81
DAS Decimal Adjust After Subtraction	82
DEC Decrement	82

DIV	Unsigned Divide	83
ENTER	Make Stack Frame	84
HLT	Halt	84
IDIV	Signed Divide	85
IMUL	Signed Multiply	85
IN	Input from Port	87
INC	Increment	88
INS/INSB/INSW/INSD	Input from Port to String	89
INT	Interrupt	89
INTO	Interrupt on Overflow	90
INVD	Invalidate Data Cache	91
INVLPG	Invalidate TLB Entry	91
IRET/IRETD	Interrupt Return	92
Jcondition	Jump Conditionally	92
JCXZ/JECXZ	Jump if CX is Zero	94
JMP	Jump Unconditionally	94
LAHF	Load Flags into AH Register	96
LAR	Load Access Rights	96
LDS/LES/LFS/LGS/LSS	Load Far Pointer	97
LEA	Load Effective Address	98
LEAVE	High Level Procedure Exit	99
LES/LFS/LGS	Load Far Pointer to Extra Segment	99
LGDT/LIDT/LLDT	Load Descriptor Table	99
LMSW	Load Machine Status Word	100
LOCK	Lock the Bus	101
LODS/LODSB/LODSW/LODSD	Load Accumulator from String	101
LOOP/LOOPW/LOOPD	Loop	102
LOOPcondition/LOOPconditionW/LOOPconditionD	Loop Conditionally	102
LSL	Load Segment Limit	103
LSS	Load Far Pointer to Stack Segment	104
LTR	Load Task Register	104
MOV	Move Data	105
MOV	Move to/from Special Registers	106
MOVS/MOVSb/MOVSW/MOVSD	Move String Data	108
MOVSX	Move with Sign-Extend	108
MOVZX	Move with Zero-Extend	109
MUL	Unsigned Multiply	109
NEG	Two's Complement Negation	110
NOP	No Operation	111
NOT	One's Complement Negation	111

OR	Inclusive OR	112
OUT	Output to Port	113
OUTS/OUTSB/OUTSW/OUTSD	Output String to Port	113
POP	Pop	114
POPA/POPAD	Pop All	115
POPF/POPFD	Pop Flags	116
PUSH/PUSHW/PUSHD	Push	116
PUSHA/PUSHAD	Push All	117
PUSHF/PUSHFD	Push Flags	118
RCL/RCR/ROL/ROR	Rotate	118
REP	Repeat String	120
REPcondition	Repeat String Conditionally	122
RET/RETN/RETF	Return from Procedure	123
ROL/ROR	Rotate	124
SAHF	Store AH into Flags	124
SAL/SAR	Shift	125
SBB	Subtract with Borrow	125
SCAS/SCASB/SCASW/SCASD	Scan String Flags	126
SETcondition	Set Conditionally	127
SGDT/SIDT/SLDT	Store Descriptor Table	128
SHL/SHR/SAL/SAR	Shift	129
SHLD/SHRD	Double Precision Shift	131
SMSW	Store Machine Status Word	133
STC	Set Carry Flag	134
STD	Set Direction Flag	134
STI	Set Interrupt Flag	134
STOS/STOSB/STOSW/STOSD	Store String Data	135
STR	Store Task Register	136
SUB	Subtract	136
TEST	Logical Compare	137
VERR/VERW	Verify Read or Write	138
WAIT	Wait	139
WBINVD	Write Back and Invalidate Data Cache	140
XADD	Exchange and Add	140
XCHG	Exchange	141
XLAT/XLATB	Translate	141
XOR	Exclusive OR	142
Chapter 5	Coprocessor	145
	Topical Cross-reference for Coprocessor Instructions	146

Interpreting Coprocessor Instructions.....	148
F2XM1 2X-1.....	150
FABS Absolute Value.....	150
FADD/FADDP/FIADD Add.....	151
FBLD Load BCD.....	151
FBSTP Store BCD and Pop.....	151
FCHS Change Sign.....	152
FCLEX/FNCLEX Clear Exceptions.....	152
FCOM/FCOMP/FCOMPP/FICOM/FICOMP Compare.....	152
FCOS Cosine.....	154
FDECSTP Decrement Stack Pointer.....	154
FDISI/FNDISI Disable Interrupts.....	154
FDIV/FDIVP/FIDIV Divide.....	155
FDIVR/FDIVRP/FIDIVR Divide Reversed.....	156
FENI/FNENI Enable Interrupts.....	156
FFREE Free Register.....	157
FIADD/FISUB/FISUBR/FIMUL/FIDIV/FIDIVR Integer Arithmetic.....	157
FICOM/FICOMP Compare Integer.....	157
FILD Load Integer.....	157
FINCSTP Increment Stack Pointer.....	158
FINIT/FNINIT Initialize Coprocessor.....	158
FIST/FISTP Store Integer.....	158
FLD/FILD/FBLD Load.....	159
FLD1/FLDZ/FLDPI/FLDL2E/FLDL2T/FLDLG2/FLDLN2 Load Constant	159
FLDCW Load Control Word.....	161
FLDENV/FLDENWV/FLDENVD Load Environment State.....	161
FMUL/FMULP/FIMUL Multiply.....	161
FNinstruction No-Wait Instructions.....	162
FNOP No Operation.....	163
FPATAN Partial Arctangent.....	163
FPREM Partial Remainder.....	163
FPREM1 Partial Remainder (IEEE Compatible).....	164
FPTAN Partial Tangent.....	165
FRNDINT Round to Integer.....	165
FRSTOR/FRSTORW/FRSTORD Restore Saved State.....	166
FSAVE/FSAVEW/FSAVED/FNSAVE/FNSAVEW/FNSAVED	
Save Coprocessor State.....	166
FSCALE Scale.....	167
FSETPM Set Protected Mode.....	167
FSIN Sine.....	168

FSINCOS	Sine and Cosine	168
FSQRT	Square Root	169
FST/FSTP/FIST/FISTP/FBSTP	Store	169
FSTCW/FNSTCW	Store Control Word	170
FSTENV/FSTENVW/FSTENVVD/FNSTENV/FNSTENVW/FNSTENVVD	Store Environment State	170
FSTSW/FNSTSW	Store Status Word	171
FSUB/FSUBP/FISUB	Subtract	171
FSUBR/FSUBRP/FISUBR	Subtract Reversed	172
FTST	Test for Zero	173
FUCOM/FUCOMP/FUCOMPP	Unordered Compare	173
FWAIT	Wait	174
FXAM	Examine	175
FXCH	Exchange Registers	176
FXTRACT	Extract Exponent and Significand	176
FYL2X	$Y \log_2(X)$	176
FYL2XP1	$Y \log_2(X+1)$	177
Chapter 6	Macros	179
	Introduction	180
	BIOS.INC	180
	CMACROS.INC, CMACROS.NEW	180
	MS-DOS.INC	183
	MACROS.INC	184
	PROLOGUE.INC	185
	WIN.INC	185
Chapter 7	Tables	187
	ASCII Codes	188
	Key Codes	190
	MS-DOS Program Segment Prefix (PSP)	192
	Color Display Attributes	193
	Hexadecimal-Binary-Decimal Conversion	194

Introduction

This Microsoft® Macro Assembler *Reference* lists all MASM instructions, directives, statements, and operators. It also serves as a quick reference to the Programmer's WorkBench commands, and the commands for Microsoft utilities such as LINK and LIB. This book documents features of MASM version 6.1, and is part of a complete MASM documentation set. Other titles in the set are:

Getting Started—Explains how to perform all the tasks necessary to install and begin running MASM 6.1 on your system.

Environment and Tools—Describes the development tools that are included with MASM 6.1: the Programmer's WorkBench, CodeView debugger, LINK, EXEHDR, NMAKE, LIB, and other tools and utilities. A detailed tutorial on the Programmer's WorkBench teaches the basics of creating and debugging MASM code in this full-featured programming environment. A complete list of utilities and error messages generated by ML is also included.

Programmer's Guide—Provides information for experienced assembly-language programmers on the features of the MASM 6.1 language. The appendixes cover the differences between MASM 5.1, MASM 6.0, and MASM 6.1, and the Backus-Naur Form for grammar notation to use in determining the syntax for any MASM language component.

Document Conventions

The following document conventions are used throughout this book:

Example	Description
SAMPLE 2ASM	Uppercase letters indicate filenames, segment names, registers and terms used at the command line.
KEY TERMS	Bold type indicates text that must be typed exactly as shown. This includes assembly-language instructions, directives, symbols, operators, and keywords in other languages.
<i>placeholders</i>	Italics indicate variable information supplied by the user.
Exampl es	This typeface indicates example programs, user input, and screen output.
[[<i>optional items</i>]]	Double brackets indicate that the enclosed item is optional.
{ <i>choice1 choice2</i> }	Braces and a vertical bar indicate a choice between two or more items. You must choose one of the items unless double square brackets surround the braces.
Repeating elements...	Three dots following an item indicate that you may type more items having the same form.
SHIFT+F1	Small capital letters indicate key names.

C H A P T E R 1**Tools**

CodeView.....	2
CVPACK.....	3
EXEHDR.....	3
EXP.....	4
HELPMAKE.....	4
H2INC.....	6
IMPLIB.....	7
LIB.....	7
LINK.....	8
MASM.....	11
ML.....	12
NMAKE.....	14
PWB.....	16
PWBRMAKE.....	17
QuickHelp.....	18
RM.....	19
UNDEL.....	20

Microsoft® CodeView® Debugger

The Microsoft® CodeView® debugger runs the assembled or compiled program while simultaneously displaying the program source code, program variables, memory locations, processor registers, and other pertinent information.

Syntax CV *[[options]] executablefile* *[[arguments]]*

CVW *[[options]] executablefile* *[[arguments]]*

Options	Option	Action
	/2	Permits the use of two monitors.
	/8	Uses 8514/a as Windows display, and VGA as debugger display (CVW only).
	/25	Starts in 25-line mode.
	/43	Starts in 43-line mode.
	/50	Starts in 50-line mode.
	/B	Starts in black-and-white mode.
	/C <i>commands</i>	Executes <i>commands</i> on startup.
	/F	Exchanges screens by flipping between video pages (CV only).
	/G	Eliminates refresh snow on CGA monitors.
	/I[[0 1]]	Turns nonmaskable-interrupt and 8259-interrupt trapping on (/I1) or off (/I0).
	/L <i>dllfile</i>	Loads DLL <i>dllfile</i> for debugging (CVW only).
	/K	Disables installation of keyboard monitors for the program being debugged (CV only).
	/M	Disables CodeView use of the mouse. Use this option when debugging an application that supports the mouse.
	/N[[0 1]]	/N0 tells CodeView to trap nonmaskable interrupts; /N1 tells it not to trap.
	/R	Enables 80386/486 debug registers (CV only).
	/S	Exchanges screens by changing buffers (primarily for use with graphics programs) (CV only).
	/TSF	Toggles TOOLS.INI entry to read/not read the CURRENT.STS file.

Environment Variables	Variable	Description
	HELPPFILES	Specifies path of help files or list of help filenames.
	INIT	Specifies path for TOOLS.INI and CURRENT.STS files.

CVPACK

The CVPACK utility reduces the size of an executable file that contains CodeView debugging information.

Syntax CVPACK *[[options]] exefile*

Options	Option	Action
	/HELP	Calls QuickHelp for help on CVPACK.
	/P	Packs the file to the smallest possible size.
	/?	Displays a summary of CVPACK command-line syntax.

EXEHDR

The EXEHDR utility displays and modifies the contents of an executable-file header.

Syntax EXEHDR *[[options]] filenames*

Options	Option	Action
	/HEA: <i>number</i>	Option name: /HEA[[P]]. Sets the heap allocation field to <i>number</i> bytes for segmented-executable files.
	/HEL	Option name: /HEL[[P]]. Calls QuickHelp for help on EXEHDR.
	/MA: <i>number</i>	Option name: /MA[[X]]. Sets the maximum memory allocation to <i>number</i> paragraphs for DOS executable files.
	/MI: <i>number</i>	Option name: /MI[[N]]. Sets the minimum memory allocation to <i>number</i> paragraphs for DOS executable files.
	/NE	Option name: /NE[[WFILES]]. Enables support for HPFS.
	/NO	Option name: /NO[[LOGO]]. Suppresses the EXEHDR copyright message.
	/PM: <i>type</i>	Option name: /PM[[TYPE]]. Sets the application type for Microsoft Windows®, where <i>type</i> is one of the following: PM (or WINDOWAPI), VIO (or WINDOWCOMPAT), or NOVIO (or NOTWINDOWCOMPAT).
	/R	Option name: /R[[ESETERROR]]. Clears the error bit in the header of a Windows executable file.
	/S: <i>number</i>	Option name: /S[[TACK]]. Sets the stack allocation to <i>number</i> bytes.

Option	Action
/V	Option name: /V[[ERBOSE]]. Provides more information about segmented-executable files, including the default flags in the segment table, all run-time relocations, and additional fields from the header.
/?	Option name: /?. Displays a summary of EXEHDR command-line syntax.

EXP

The EXP utility deletes all files in the hidden DELETED subdirectory of the current or specified directory. EXP is used with RM and UNDEL to manage backup files.

Syntax

EXP [[*options*]] [[*directories*]]

Options

Option	Action
/HELP	Calls QuickHelp for help on EXP.
/Q	Suppresses display of deleted files.
/R	Recurse into subdirectories of the current or specified directory.
/?	Displays a summary of EXP command-line syntax.

HELPMAKE

The HELPMAKE utility creates help files and customizes the help files supplied with Microsoft language products.

Syntax

HELPMAKE {/E[[*n*]] | /D[[*c*]] | /H | /?} [[*options*]] *sourcefiles*

Options

Option	Action
/Ac	Specifies <i>c</i> as an application-specific control character for the help database, marking a line that contains special information for internal use by the application.
/C	Indicates that the context strings are case sensitive so that at run time all searches for help topics are case sensitive.
/D	Fully decodes the help database.

Option	Action
/DS	Splits the concatenated, compressed help database into its components, using their original names. No decompression occurs.
/DU	Decompresses the database and removes all screen formatting and cross-references.
/E[<i>n</i>]	Creates (“encodes”) a help database from a specified text file (or files). The optional <i>n</i> indicates the amount of compression to take place. The value of <i>n</i> can range from 0 to 15.
/H[ELP]	Calls the QuickHelp utility. If HELPMAKE cannot find QuickHelp or the help file, it displays a summary of HELPMAKE command-line syntax.
/K <i>filename</i>	Specifies a file containing word-separator characters. This file must contain a single line of characters that separate words. ASCII characters from 0 to 32 (including the space) and character 127 are always separators. If the /K option is not specified, the following characters are also considered separators: !"#&'()*+,-./:;<=>?@[\\]^_`{ }~
/L	Locks the generated file so that it cannot be decoded by HELPMAKE at a later time.
/NOLOGO	Suppresses the HELPMAKE copyright message.
/O <i>outfile</i>	Specifies <i>outfile</i> as the name of the help database. The name <i>outfile</i> is optional with the /D option.
/S <i>n</i>	Specifies the type of input file, according to the following values for <i>n</i> : /S1 Rich Text Format /S2 QuickHelp Format /S3 Minimally Formatted ASCII
/T	During encoding, translates dot commands to application-specific commands. During decoding, translates application commands to dot commands. The /T option forces /A:.
/V[<i>n</i>]	Sets the verbosity of the diagnostic and informational output, depending on the value of <i>n</i> . The value of <i>n</i> can range from 0 to 6.
/W <i>width</i>	Sets the fixed width of the resulting help text in number of characters. The value of <i>width</i> can range from 11 to 255.
/?	Displays a summary of HELPMAKE command-line syntax.

H2INC

The H2INC utility converts C header (.H) files into MASM-compatible include (.INC) files. It translates declarations and prototypes, but does not translate code.

Syntax

H2INC [[*options*]] *filename*.H

Options

Option*	Action
/C	Passes comments in the .H file to the .INC file.
/Fa[<i>filename</i>]	Specifies that the output file contain only equivalent MASM statements. This is the default.
/Fc[<i>filename</i>]	Specifies that the output file contain equivalent MASM statements plus original C statements converted to comment lines.
/HELP	Calls QuickHelp for help on H2INC.
/Ht	Enables generation of text equates. By default, text items are not translated.
/Mn	Instructs H2INC to explicitly declare the distances for all pointers and functions.
/Ni	Suppresses the expansion of nested include files.
/Zn <i>string</i>	Adds <i>string</i> to all names generated by H2INC. Used to eliminate name conflicts with other H2INC-generated include files.
/Zu	Makes all structure and union tag names unique.
/?	Displays a summary of H2INC command-line syntax.

*H2INC also supports the following options from Microsoft C, version 6.0 and higher: /AC, /AH, /AL, /AM, /AS, /AT, /D, /F, /Fi, /G0, /G1, /G2, /G3, /G4, /Gc, /Gd, /Gr, /I, /J, /Tc, /U, /u, /W0, /W1, /W2, /W3, /W4, /X, /Za, /Zc, /Ze, /Zp1, /Zp2, /Zp4.

Environment Variables

Variable	Description
CL	Specifies default command-line options.
H2INC	Specifies default command-line options. Appended after the CL environment variable.
INCLUDE	Specifies search path for include files.

IMPLIB

The IMPLIB utility creates import libraries used by LINK to link dynamic-link libraries with applications.

Syntax IMPLIB *[[options]] implibname {dllfile... | deffile...}*

Options	Option	Action
	/H	Option name: /H[[ELP]]. Calls QuickHelp for help on IMPLIB.
	/NOI	Option name: /NOI[[GNORECASE]]. Preserves case for entry names in DLLs.
	/NOL	Option name: /NOL[[OGO]]. Suppresses the IMPLIB copyright message.
	/?	Option name: /?. Displays a summary of IMPLIB command-line syntax.

LIB

The LIB utility helps create, organize, and maintain run-time libraries.

Syntax LIB *inlibrary [[options]] [[commands]] [, [[listfile]] [, [[outlibrary]]]] [;]*

Options	Option	Action
	/H	Option name: /H[[ELP]]. Calls QuickHelp for help on LIB.
	/I	Option name: /I[[GNORECASE]]. Tells LIB to ignore case when comparing symbols (the default). Use to combine a library marked /NOI with an unmarked library to create a new case-insensitive library.
	/NOE	Option name: NOE[[XTDICTIONARY]]. Prevents LIB from creating an extended dictionary.
	/NOI	Option name: /NOI[[GNORECASE]]. Tells LIB to preserve case when comparing symbols. When combining libraries, if any library is marked /NOI, the output library is case sensitive, unless /IGN is specified.
	/NOL	Option name: /NOL[[OGO]]. Suppresses the LIB copyright message.
	Option	Action
	/P <i>number</i>	Option name: /P[[AGESIZE]]. Specifies the page size (in bytes) of a new library or changes the page size of an existing library. The default for a new library is 16.

/? Option name: */?*. Displays a summary of LIB command-line syntax.

Commands	Operator	Action
	<i>+name</i>	Appends an object file or library file.
	<i>-name</i>	Deletes a module.
	<i>-+name</i>	Replaces a module by deleting it and appending an object file with the same name.
	<i>*name</i>	Copies a module to a new object file.
	<i>-*name</i>	Moves a module out of the library by copying it to a new object file and then deleting it.

LINK

The LINK utility combines object files into a single executable file or dynamic-link library.

Syntax LINK *objfiles* [, [*exefile*] [, [*mapfile*] [, [*libraries*] [, [*deffile*]]]]] [;]

Options	Option	Action
	<i>/Asize</i>	Option name: <i>/A[LIGNMENT]</i> . Directs LINK to align segment data in a segmented-executable file along the boundaries specified by <i>size</i> bytes, where <i>size</i> must be a power of two.
	<i>/B</i>	Option name: <i>/B[ATCH]</i> . Suppresses prompts for library or object files not found.
	<i>/CO</i>	Option name: <i>/CO[DEVIEW]</i> . Adds symbolic data and line numbers needed by the Microsoft CodeView debugger. This option is incompatible with the <i>/EXEPACK</i> option.
	<i>/CPnumber</i>	Option name: <i>/CP[ARMAXALLOC]</i> . Sets the program's maximum memory allocation to <i>number</i> of 16-byte paragraphs.
	<i>/DO</i>	Option name: <i>/DO[SSEG]</i> . Orders segments in the default order used by Microsoft high-level languages.

Option	Action
/DS	Option name: /DS[[ALLOCATE]]. Directs LINK to load all data starting at the high end of the data segment. The /DSALLOC option is for assembly-language programs that create MS-DOS .EXE files.
/E	Option name: /E[[XEPACK]]. Packs the executable file. The /EXEPACK option is incompatible with /INCR and /CO. Do not use /EXEPACK on a Windows-based application.
/F	Option name: /F[[ARCALLTRANSLATION]]. Optimizes far calls. The /FARCALL option is automatically on when using /TINY. The /PACKC option is not recommended with /FARCALL when linking a Windows-based program.
/HE	Option name: /HE[[LP]]. Calls QuickHelp for help on LINK.
/HI	Option name: /HI[[GH]]. Places the executable file as high in memory as possible. Use /HIGH with the /DSALLOC option. This option is for assembly-language programs that create MS-DOS .EXE files.
/INC	Option name: /INC[[REMENTAL]]. Prepares for incremental linking with ILINK. This option is incompatible with /EXEPACK and /TINY.
/INF	Option name: /INF[[ORMATION]]. Displays to the standard output the phase of linking and names of object files being linked.
/LI	Option name: /LI[[NENUMBERS]]. Adds source file line numbers and associated addresses to the map file. The object file must be created with line numbers. This option creates a map file even if <i>mapfile</i> is not specified.
/M	Option name: /M[[AP]]. Adds public symbols to the map file.
/NOD[: <i>libraryname</i>]	Option name: /NOD[[EFAULTLIBRARYSEARCH]]. Ignores the specified default library. Specify without <i>libraryname</i> to ignore all default libraries.
/NOE	Option name: /NOE[[XTDICTIONARY]]. Prevents LINK from searching extended dictionaries in libraries. Use /NOE when redefinition of a symbol causes error L2044.
/NOF	Option name: /NOF[[ARCALLTRANSLATION]]. Turns off far-call optimization.
/NOI	Option name: /NOI[[GNORECASE]]. Preserves case in identifiers.
/NOL	Option name: /NOL[[OGO]]. Suppresses the LINK copyright message.

Option	Action
/NON	Option name: /NON[[ULLSDOSSEG]]. Orders segments as with the /DOSSEG option, but with no additional bytes at the beginning of the _TEXT segment (if defined). This option overrides /DOSSEG.
/NOP	Option name: /NOP[[ACKCODE]]. Turns off code segment packing.
/PACKC[[<i>number</i>]]	Option name: /PACKC[[ODE]]. Packs neighboring code segments together. Specify <i>number</i> bytes to set the maximum size for physical segments formed by /PACKC.
/PACKD[[<i>number</i>]]	Option name: /PACKD[[ATA]]. Packs neighboring data segments together. Specify <i>number</i> bytes to set the maximum size for physical segments formed by /PACKD. This option is for Windows only.
/PAU	Option name: /PAU[[SE]]. Pauses during the link session for disk changes.
/PM: <i>type</i>	Option name: /PM[[TYPE]]. Specifies the type of Windows-based application where <i>type</i> is one of the following: PM (or WINDOWAPI), VIO (or WINDOWCOMPAT), or NOVIO (or NOTWINDOWCOMPAT).
/ST: <i>number</i>	Option name: /ST[[ACK]]. Sets the stack size to <i>number</i> bytes, from 1 byte to 64K.
/T	Option name: /T[[INY]]. Creates a tiny-model MS-DOS program with a .COM extension instead of .EXE. Incompatible with /INCR.
/?	Option name: /?. Displays a summary of LINK command-line syntax.

Note Several rarely used options not listed here are described in Help.

Environment Variables

Variable	Description
INIT	Specifies path for the TOOLS.INI file.
LIB	Specifies search path for library files.
LINK	Specifies default command-line options.
TMP	Specifies path for the VM.TMP file.

MASM

The MASM program converts command-line options from MASM style to ML style, adds options to maximize compatibility, and calls ML.EXE.

Note MASM.EXE is provided to maintain compatibility with old makefiles. For new makefiles, use the more powerful ML driver.

Syntax

MASM *[[options]] sourcefile* [, *[[objectfile]]* [, *[[listingfile]]* [, *[[crossreferencefile]]*]]] [[:]]

Options

Option	Action
/A	Orders segments alphabetically. Results in a warning. Ignored.
/B	Sets internal buffer size. Ignored.
/C	Creates a cross-reference file. Translated to /FR.
/D	Creates a Pass 1 listing. Translated to F1/ST.
/Dsymbol[= <i>value</i>]	Defines a symbol. Unchanged.
/E	Emulates floating-point instructions. Translated to /FPi.
/H	Lists command-line arguments. Translated to /help.
/HELP	Calls QuickHelp for help on the MASM driver.
/I <i>pathname</i>	Specifies an include path. Unchanged.
/L	Creates a normal listing. Translated to /Fl.
/LA	Lists all. Translated to /Fl and /Sa.
/ML	Treats names as case sensitive. Translated to /Cp.
/MU	Converts names to uppercase. Translated to /Cu.
/MX	Preserves case on nonlocal names. Translated to /Cx.
/N	Suppresses table in listing file. Translated to /Sn.
/P	Checks for impure code. Use OPTION READONLY . Ignored.
/S	Orders segments sequentially. Results in a warning. Ignored.
/T	Enables terse assembly. Translated to /NOLOGO.
/V	Enables verbose assembly. Ignored.

	Option	Action
	<i>/Wlevel</i>	Sets warning level, where <i>level</i> = 0, 1, or 2.
	<i>/X</i>	Lists false conditionals. Translated to <i>/Sx</i> .
	<i>/Z</i>	Displays error lines on screen. Ignored.
	<i>/ZD</i>	Generates line numbers for CodeView. Translated to <i>/Zd</i> .
	<i>/ZI</i>	Generates symbols for CodeView. Translated to <i>/Zi</i> .
Environment Variables	Variable	Description
	INCLUDE	Specifies default path for .INC files.
	MASM	Specifies default command-line options.
	TMP	Specifies path for temporary files.

ML

The ML program assembles and links one or more assembly-language source files. The command-line options are case sensitive.

Syntax

ML *[[options]] filename [[[options]] filename]... [[/link linkoptions]]*

Options

Option	Action
<i>/AT</i>	Enables tiny-memory-model support. Enables error messages for code constructs that violate the requirements for .COM format files. Note that this is not equivalent to the .MODEL TINY directive.
<i>/Blfilename</i>	Selects an alternate linker.
<i>/c</i>	Assembles only. Does not link.
<i>/Cp</i>	Preserves case of all user identifiers.
<i>/Cu</i>	Maps all identifiers to uppercase (default).
<i>/Cx</i>	Preserves case in public and extern symbols.
<i>/Dsymbol[=value]</i>	Defines a text macro with the given name. If <i>value</i> is missing, it is blank. Multiple tokens separated by spaces must be enclosed in quotation marks.
<i>/EP</i>	Generates a preprocessed source listing (sent to STDOUT). See <i>/Sf</i> .
<i>/Fhexnum</i>	Sets stack size to <i>hexnum</i> bytes (this is the same as <i>/link /STACKnumber</i>). The value must be expressed in hexadecimal notation. There must be a space between <i>/F</i> and <i>hexnum</i> .

Option	Action
<i>/Ffilename</i>	Names the executable file.
<i>/F[[filename]]</i>	Generates an assembled code listing. See <i>/Sf</i> .
<i>/Fm[[filename]]</i>	Creates a linker map file.
<i>/Fofilename</i>	Names an object file.
<i>/FPi</i>	Generates emulator fixups for floating-point arithmetic (mixed-language only).
<i>/Fr[[filename]]</i>	Generates a Source Browser .SBR file.
<i>/FR[[filename]]</i>	Generates an extended form of a Source Browser .SBR file.
<i>/Gc</i>	Specifies use of FORTRAN- or Pascal-style function calling and naming conventions. Same as OPTION LANGUAGE:PASCAL .
<i>/Gd</i>	Specifies use of C-style function calling and naming conventions. Same as OPTION LANGUAGE:C .
<i>/H number</i>	Restricts external names to <i>number</i> significant characters. The default is 31 characters.
<i>/help</i>	Calls QuickHelp for help on ML.
<i>/I pathname</i>	Sets path for include file. A maximum of 10 <i>/I</i> options is allowed.
<i>/nologo</i>	Suppresses messages for successful assembly.
<i>/Sa</i>	Turns on listing of all available information.
<i>/Sc</i>	Adds instruction timings to listing file.
<i>/Sf</i>	Adds first-pass listing to listing file.
<i>/Sg</i>	Turns on listing of assembly-generated code.
<i>/Sl width</i>	Sets the line width of source listing in characters per line. Range is 60 to 255 or 0. Default is 0. Same as PAGE width .
<i>/Sn</i>	Turns off symbol table when producing a listing.
<i>/Sp length</i>	Sets the page length of source listing in lines per page. Range is 10 to 255 or 0. Default is 0. Same as PAGE length .
<i>/Ss text</i>	Specifies <i>text</i> for source listing. Same as SUBTITLE text .
<i>/St text</i>	Specifies title for source listing. Same as TITLE text .
<i>/Sx</i>	Turns on false conditionals in listing.
<i>/Ta filename</i>	Assembles source file whose name does not end with the .ASM extension.
<i>/w</i>	Same as <i>/W0</i> .
<i>/Wlevel</i>	Sets the warning level, where <i>level</i> = 0, 1, 2, or 3.

Option	Action
/WX	Returns an error code if warnings are generated.
/Zd	Generates line-number information in object file.
/Zf	Makes all symbols public.
/Zi	Generates CodeView information in object file.
/Zm	Enables M510 option for maximum compatibility with MASM 5.1.
/Zp[[alignment]]	Packs structures on the specified byte boundary. The <i>alignment</i> may be 1, 2, or 4.
/Zs	Performs a syntax check only.
/?	Displays a summary of ML command-line syntax.

QuickAssembler Support

For compatibility with QuickAssembler makefiles, ML recognizes these options:

Option	Action
/a	Orders segments alphabetically in QuickAssembler. MASM 6.1 uses the .ALPHA directive for alphabetical ordering and ignores /a.
/Cl	Equivalent to /Cp.
/Ez	Prints the source for error lines to the screen. MASM 6.1 ignores this option.
/P1	Performs one-pass assembly. MASM 6.1 ignores this option.
/P2	Performs two-pass assembly. MASM 6.1 ignores this option.
/s	Orders segments sequentially. MASM 6.1 uses the .SEQ directive for sequential ordering and ignores /s.
/Sq	Equivalent to /SI0 /Sp0.

Environment Variables

Variable	Description
INCLUDE	Specifies search path for include files.
ML	Specifies default command-line options.
TMP	Specifies path for temporary files.

NMAKE

The NMAKE utility automates the process of compiling and linking project files.

Syntax

NMAKE [[*options*]] [[*macros*]] [[*targets*]]

Options

Option	Action
/A	Executes all commands even if targets are not out-of-date.
/C	Suppresses the NMAKE copyright message and prevents nonfatal error or warning messages from being displayed.
/D	Displays the modification time of each file when the times of targets and dependents are checked.
/E	Causes environment variables to override macro definitions within description files.
/F <i>filename</i>	Specifies <i>filename</i> as the name of the description file to use. If a dash (-) is entered instead of a filename, NMAKE reads the description file from the standard input device. If /F is not specified, NMAKE uses MAKEFILE as the description file. If MAKEFILE does not exist, NMAKE builds command-line targets using inference rules.
/HELP	Calls QuickHelp for help on NMAKE.
/I	Ignores exit codes from commands in the description file. NMAKE continues executing the rest of the description file despite the errors.
/N	Displays but does not execute commands from the description file.
/NOLOGO	Suppresses the NMAKE copyright message.
/P	Displays all macro definitions, inference rules, target descriptions, and the .SUFFIXES list.
/Q	Checks modification times of command-line targets (or first target in the description file if no command-line targets are specified). NMAKE returns a zero exit code if all such targets are up-to-date and a nonzero exit code if any target is out-of-date. Only preprocessing commands in the description file are executed.
/R	Ignores inference rules and macros that are predefined or defined in the TOOLS.INI file.
/S	Suppresses display of commands as they are executed.
/T	Changes modification times of command-line targets (or first target in the description file if no command-line targets are specified) to the current time. Only preprocessing commands in the description file are executed. The contents of target files are not modified.
/X <i>filename</i>	Sends all error output to <i>filename</i> , which can be either a file or a device. If a dash (-) is entered instead of a filename, the error output is sent to the standard output device.
/Z	Internal option for use by the Microsoft Programmer's WorkBench (PWB).
/?	Displays a summary of NMAKE command-line syntax.

Environment Variable

Variable	Description
INIT	Specifies path for TOOLS.INI file, which may contain macros, inference rules, and description blocks.

PWB (Programmer's WorkBench)

The Microsoft Programmer's WorkBench (PWB) provides an integrated environment for developing programs in assembly language. The command-line options are case sensitive.

Syntax

PWB *[[options]]* *[[files]]*

Options

Option	Action
/D <i>[[init]]</i>	Prevents PWB from examining initialization files, where <i>init</i> is one or more of the following characters: <ul style="list-style-type: none"> A Disable autoload extensions (including language-specific extensions and Help). S Ignore CURRENT.STS. T Ignore TOOLS.INI. If the /D option does not include an <i>init</i> character, it is equivalent to specifying /DAST (all files and extensions ignored).
/e <i>cmdstr</i>	Executes the command or sequence of commands at start-up. The entire <i>cmdstr</i> argument must be placed in double quotation marks if it contains a space. If <i>cmdstr</i> contains literal double quotation marks, place a backslash (\) in front of each double quotation mark. To include a literal backslash in the command string, use double backslashes (\\).
/m <i>mark</i>	Moves the cursor to the specified <i>mark</i> instead of moving it to the last known position. The mark can be a line number.
/P <i>[[init]]</i>	Specifies a program list for PWB to read, where <i>init</i> can be: <ul style="list-style-type: none"> Ffile Read a foreign program list (one not created using PWB). L Read the last program list. Use this option to start PWB in the same state you left it. Pfile Read a PWB program list.
/r	Starts PWB in no-edit mode. Functions that modify files are disallowed.

	Option	Action
	<code>[/t] file...</code>	Loads the specified file at startup. The <i>file</i> specification can contain wildcards. If multiple <i>files</i> are specified, PWB loads only the first file. When the <i>Exit</i> function is invoked, PWB saves the current file and loads the next file in the list. Files specified with <i>/t</i> are temporary; PWB does not add them to the file history on the File menu. No other options can follow <i>/t</i> on the command line. Each temporary file must be specified in a separate <i>/t</i> option.
	<code>/?</code>	Displays a summary of PWB command-line syntax.
Environment Variables	Variable	Description
	HELPPFILES	Specifies path of help files or list of help filenames.
	INIT	Specifies path for TOOLS.INI and CURRENT.STS files.
	TMP	Specifies path for temporary files.

PWBRMAKE

PWBRMAKE converts the .SBR files created by the assembler into database .BSC files that can be read by the Microsoft Programmer's WorkBench (PWB) Source Browser. The command-line options are case sensitive.

Syntax

PWBRMAKE `[[options]] sbrfiles`

Options

Option	Action
<code>/Ei filename</code> <code>/Ei (filename...)</code>	Excludes the contents of the specified include files from the database. To specify multiple filenames, separate them with spaces and enclose the list in parentheses.
<code>/Em</code>	Excludes symbols in the body of macros. Use <code>/Em</code> to include only macro names.
<code>/Es</code>	Excludes from the database every include file specified with an absolute path or found in an absolute path specified in the INCLUDE environment variable.
<code>/HELP</code>	Calls QuickHelp for help on PWBRMAKE.
<code>/Iu</code>	Includes unreferenced symbols.
<code>/n</code>	Forces a nonincremental build and prevents truncation of .SBR files.
<code>/o filename</code>	Specifies a name for the database file.
<code>/v</code>	Displays verbose output.
<code>/?</code>	Displays a summary of PWBRMAKE command-line syntax.

QuickHelp

The QuickHelp utility displays Help files. All MASM reserved words and error messages can be used for *topic*.

SyntaxQH [[*options*]] [[*topic*]]**Options**

Option	Action												
<i>/d filename</i>	Specifies either a specific database name or a path where the databases are found.												
<i>/n number</i>	Specifies the number of lines the QuickHelp window should occupy.												
<i>/m number</i>	Changes the screen mode to display the specified number of lines, where <i>number</i> is in the range 25 to 60.												
<i>/p filename</i>	Sets the name of the paste file.												
<i>/pa[filename]</i>	Specifies that pasting operations are appended to the current paste file (rather than overwriting the file).												
<i>/q</i>	Prevents the version box from being displayed when QuickHelp is installed as a keyboard monitor.												
<i>/r command</i>	Specifies the command that QuickHelp should execute when the right mouse button is pressed. The <i>command</i> can be one of the following letters: <table><tbody><tr><td>l</td><td>Display last topic</td></tr><tr><td>i</td><td>Display history of help topics</td></tr><tr><td>w</td><td>Hide window</td></tr><tr><td>b</td><td>Display previous topic</td></tr><tr><td>e</td><td>Find next topic</td></tr><tr><td>t</td><td>Display contents</td></tr></tbody></table>	l	Display last topic	i	Display history of help topics	w	Hide window	b	Display previous topic	e	Find next topic	t	Display contents
l	Display last topic												
i	Display history of help topics												
w	Hide window												
b	Display previous topic												
e	Find next topic												
t	Display contents												
<i>/s</i>	Specifies that clicking the mouse above or below the scroll box causes QuickHelp to scroll by lines rather than pages.												

	Option	Action						
	<i>/t name</i>	Directs QuickHelp to copy the specified section of the given topic to the current paste file and exit. The <i>name</i> may be: <table border="0" style="margin-left: 20px;"> <tr> <td>All</td> <td>Paste the entire topic</td> </tr> <tr> <td>Syntax</td> <td>Paste the syntax only</td> </tr> <tr> <td>Example</td> <td>Paste the example only</td> </tr> </table> If the topic is not found, QuickHelp returns an exit code of 1.	All	Paste the entire topic	Syntax	Paste the syntax only	Example	Paste the example only
All	Paste the entire topic							
Syntax	Paste the syntax only							
Example	Paste the example only							
	<i>/u</i>	Specifies that QuickHelp is being run by a utility. If the topic specified on the command line is not found, QuickHelp immediately exits with an exit code of 3.						
Environment Variables	Variable	Description						
	HELPPFILES	Specifies path of help files or list of help filenames.						
	QH	Specifies default command-line options.						
	TMP	Specifies directory of default paste file.						

RM

The RM utility moves a file to a hidden DELETED subdirectory of the directory containing the file. Use the UNDEL utility to recover the file and the EXP utility to mark the hidden file for deletion.

Syntax

RM *[[options]]* *[[files]]*

Options

Option	Action
<i>/F</i>	Deletes read-only files without prompting.
<i>/HELP</i>	Calls QuickHelp for help on RM.
<i>/I</i>	Inquires for permission before removing each file.
<i>/K</i>	Keeps read-only files without prompting.
<i>/R directory</i>	Recurses into subdirectories of the specified directory.
<i>/?</i>	Displays a summary of RM command-line syntax.

UNDEL

The UNDEL utility moves a file from a hidden DELETED subdirectory to the parent directory. UNDEL is used along with EXP and RM to manage backup files.

Syntax UNDEL [[*option* | *files*]]

Options	Option	Action
	/HELP	Calls QuickHelp for help on UNDEL.
	/?	Displays a summary of UNDEL command-line syntax.

C H A P T E R 2

Directives

Topical Cross-reference for Directives. 22
Directives 25

Topical Cross-reference for Directives

Code Labels

ALIGN	EVEN
LABEL	ORG

Conditional Assembly

ELSE	ELSEIF	ELSEIF2
ENDIF	IF	IF2
IFB/IFNB	IFDEF/IFNDEF	IFDIF/IFDIFI
IFE	IFIDN/IFIDNI	

Conditional Control Flow

.BREAK	.CONTINUE	.ELSE
.ELSEIF	.ENDIF	.ENDW
.IF	.REPEAT	.UNTIL/
.UNTILCXZ	.WHILE	

Conditional Error

.ERR	.ERR2	.ERRB
.ERRDEF	.ERRDIF/.ERRDIFI	.ERRE
.ERRIDN/.ERRIDNI	.ERRNB	.ERRNDEF
.ERRNZ		

Data Allocation

ALIGN	BYTE/SBYTE	DWORD/SDWORD
EVEN	FWORD	LABEL
ORG	QWORD	REAL4
REAL8	REAL10	TBYTE
WORD/SWORD		

Equates

=
EQU
TEXTEQU

Listing Control

.CREF	.LIST	.LISTALL
.LISTIF	.LISTMACRO	.LISTMACROALL
.NOCREF	.NOLIST	.NOLISTIF
.NOLISTMACRO	PAGE	SUBTITLE
.TFCOND	TITLE	

Macros

ENDM	EXITM	GOTO
LOCAL	MACRO	PURGE

Miscellaneous

ASSUME	COMMENT	ECHO
END	INCLUDE	INCLUDELIB
OPTION	POPCONTEXT	PUSHCONTEXT
.RADIX		

Procedures

ENDP	INVOKE	PROC
PROTO	USES	

Processor

.186	.286	.286P
.287	.386	.386P
.387	.486	.486P
.8086	.8087	.NO87

Repeat Blocks

ENDM	FOR	FORC
GOTO	REPEAT	WHILE

Scope

COMM	EXTERN	EXTERNDEF
INCLUDELIB	PUBLIC	

Segment

.ALPHA	ASSUME	.DOSSEG
END	ENDS	GROUP
SEGMENT	.SEQ	

Simplified Segment

.CODE	.CONST	.DATA
.DATA?	.DOSSEG	.EXIT
.FARDATA	.FARDATA?	.MODEL
.STACK	.STARTUP	

String

CATSTR	INSTR
SIZESTR	SUBSTR

Structure and Record

ENDS	RECORD	STRUCT
TYPEDEF	UNION	

Directives

name = expression

Assigns the numeric value of *expression* to *name*. The symbol may be redefined later.

.186

Enables assembly of instructions for the 80186 processor; disables assembly of instructions introduced with later processors. Also enables 8087 instructions.

.286

Enables assembly of nonprivileged instructions for the 80286 processor; disables assembly of instructions introduced with later processors. Also enables 80287 instructions.

.286P

Enables assembly of all instructions (including privileged) for the 80286 processor; disables assembly of instructions introduced with later processors. Also enables 80287 instructions.

.287

Enables assembly of instructions for the 80287 coprocessor; disables assembly of instructions introduced with later coprocessors.

.386

Enables assembly of nonprivileged instructions for the 80386 processor; disables assembly of instructions introduced with later processors. Also enables 80387 instructions.

.386P

Enables assembly of all instructions (including privileged) for the 80386 processor; disables assembly of instructions introduced with later processors. Also enables 80387 instructions.

.387

Enables assembly of instructions for the 80387 coprocessor.

.486

Enables assembly of nonprivileged instructions for the 80486 processor.

.486P

Enables assembly of all instructions (including privileged) for the 80486 processor.

.8086

Enables assembly of 8086 instructions (and the identical 8088 instructions); disables assembly of instructions introduced with later processors. Also enables 8087 instructions. This is the default mode for processors.

.8087

Enables assembly of 8087 instructions; disables assembly of instructions introduced with later coprocessors. This is the default mode for coprocessors.

ALIGN *[[number]]*

Aligns the next variable or instruction on a byte that is a multiple of *number*.

.ALPHA

Orders segments alphabetically.

ASSUME *segregister:name* *[[, segregister:name]]...*

ASSUME *dataregister:type* *[[, dataregister:type]]...*

ASSUME *register:ERROR* *[[, register:ERROR]]...*

ASSUME *[[register:] NOTHING* *[[, register:NOTHING]]...*

Enables error-checking for register values. After an **ASSUME** is put into effect, the assembler watches for changes to the values of the given registers. **ERROR** generates an error if the register is used. **NOTHING** removes register error-checking. You can combine different kinds of assumptions in one statement.

.BREAK *[[.IF condition]]*

Generates code to terminate a **.WHILE** or **.REPEAT** block if *condition* is true.

[[name]] **BYTE** *initializer* *[[, initializer]]...*

Allocates and optionally initializes a byte of storage for each *initializer*. Can also be used as a type specifier anywhere a type is legal.

name **CATSTR** *[[textitem1* *[[, textitem2]]...]]*

Concatenates text items. Each text item can be a literal string, a constant preceded by a %, or the string returned by a macro function.

.CODE *[[name]]*

When used with **.MODEL**, indicates the start of a code segment called *name* (the default segment name is `_TEXT` for tiny, small, compact, and flat models, or `module_TEXT` for other models).

COMM *definition* *[[, definition]]...*

Creates a communal variable with the attributes specified in *definition*. Each *definition* has the following form:

[[langtype]] **[[NEAR | FAR]]** *label:type[:count]*

The *label* is the name of the variable. The *type* can be any type specifier (**BYTE**, **WORD**, and so on) or an integer specifying the number of bytes. The *count* specifies the number of data objects (one is the default).

COMMENT *delimiter* *[[text]]*

[[text]]

[[text]] *delimiter* *[[text]]*

Treats all *text* between or on the same line as the delimiters as a comment.

.CONST

When used with **.MODEL**, starts a constant data segment (with segment name **CONST**). This segment has the read-only attribute.

.CONTINUE *[[.IF condition]]*

Generates code to jump to the top of a **.WHILE** or **.REPEAT** block if *condition* is true.

.CREF

Enables listing of symbols in the symbol portion of the symbol table and browser file.

.DATA

When used with **.MODEL**, starts a near data segment for initialized data (segment name **_DATA**).

.DATA?

When used with **.MODEL**, starts a near data segment for uninitialized data (segment name **_BSS**).

.DOSSEG

Orders the segments according to the MS-DOS segment convention: **CODE** first, then segments not in **DGROUP**, and then segments in **DGROUP**. The segments in **DGROUP** follow this order: segments not in **BSS** or **STACK**, then **BSS** segments, and finally **STACK** segments. Primarily used for ensuring CodeView support in MASM stand-alone programs. Same as **DOSSEG**.

DOSSEG

Identical to **.DOSSEG**, which is the preferred form.

DB

Can be used to define data like **BYTE**.

DD

Can be used to define data like **DWORD**.

DF

Can be used to define data like **FWORD**.

DQ

Can be used to define data like **QWORD**.

DT

Can be used to define data like **TBYTE**.

DW

Can be used to define data like **WORD**.

[[name]] DWORD initializer *[[, initializer]]...*

Allocates and optionally initializes a doubleword (4 bytes) of storage for each *initializer*. Can also be used as a type specifier anywhere a type is legal.

ECHO *message*

Displays *message* to the standard output device (by default, the screen).
Same as **%OUT**.

.ELSE

See **.IF**.

ELSE

Marks the beginning of an alternate block within a conditional block. See **IF**.

ELSEIF

Combines **ELSE** and **IF** into one statement. See **IF**.

ELSEIF2

ELSEIF block evaluated on every assembly pass if **OPTION:SETIF2** is **TRUE**.

END *[[address]]*

Marks the end of a module and, optionally, sets the program entry point to *address*.

.ENDIF

See **.IF**.

ENDIF

See **IF**.

ENDM

Terminates a macro or repeat block. See **MACRO**, **FOR**, **FORC**, **REPEAT**, or **WHILE**.

name **ENDP**

Marks the end of procedure *name* previously begun with **PROC**. See **PROC**.

name **ENDS**

Marks the end of segment, structure, or union *name* previously begun with **SEGMENT**, **STRUCT**, **UNION**, or a simplified segment directive.

.ENDW

See **.WHILE**.

name **EQU** *expression*

Assigns numeric value of *expression* to *name*. The *name* cannot be redefined later.

name **EQU** *<text>*

Assigns specified *text* to *name*. The *name* can be assigned a different *text* later. See **TEXTEQU**.

.ERR *[[message]]*

Generates an error.

- .ERR2** [*message*]
.ERR block evaluated on every assembly pass if **OPTION:SETIF2** is **TRUE**.
- .ERRB** <*textitem*> [, *message*]
 Generates an error if *textitem* is blank.
- .ERRDEF** *name* [, *message*]
 Generates an error if *name* is a previously defined label, variable, or symbol.
- .ERRDIF**[[**I**] <*textitem1*>, <*textitem2*> [, *message*]
 Generates an error if the text items are different. If **I** is given, the comparison is case insensitive.
- .ERRE** *expression* [, *message*]
 Generates an error if *expression* is false (0).
- .ERRIDN**[[**I**] <*textitem1*>, <*textitem2*> [, *message*]
 Generates an error if the text items are identical. If **I** is given, the comparison is case insensitive.
- .ERRNB** <*textitem*> [, *message*]
 Generates an error if *textitem* is not blank.
- .ERRNDEF** *name* [, *message*]
 Generates an error if *name* has not been defined.
- .ERRNZ** *expression* [, *message*]
 Generates an error if *expression* is true (nonzero).
- EVEN**
 Aligns the next variable or instruction on an even byte.
- .EXIT** [*expression*]
 Generates termination code. Returns optional *expression* to shell.
- EXITM** [*textitem*]
 Terminates expansion of the current repeat or macro block and begins assembly of the next statement outside the block. In a macro function, *textitem* is the value returned.
- EXTERN** [*langtype*] *name* [(*altid*)] :*type* [, [*langtype*] *name* [(*altid*)] :*type*]...
 Defines one or more external variables, labels, or symbols called *name* whose type is *type*. The *type* can be **ABS**, which imports *name* as a constant. Same as **EXTRN**.
- EXTERNDEF** [*langtype*] *name:type* [, [*langtype*] *name:type*]...
 Defines one or more external variables, labels, or symbols called *name* whose type is *type*. If *name* is defined in the module, it is treated as **PUBLIC**. If *name* is referenced in the module, it is treated as **EXTERN**. If *name* is not referenced, it is ignored. The *type* can be **ABS**, which imports *name* as a constant. Normally used in include files.

EXTRN

See **EXTERN**.

.FARDATA *[[name]]*

When used with **.MODEL**, starts a far data segment for initialized data (segment name **FAR_DATA** or *name*).

.FARDATA? *[[name]]*

When used with **.MODEL**, starts a far data segment for uninitialized data (segment name **FAR_BSS** or *name*).

FOR parameter *[[:REQ | :=default]]* , <argument *[[, argument]]...>*
statements

ENDM

Marks a block that will be repeated once for each *argument*, with the current *argument* replacing *parameter* on each repetition. Same as **IRP**.

FORC

parameter, <string> statements

ENDM

Marks a block that will be repeated once for each character in *string*, with the current character replacing *parameter* on each repetition. Same as **IRPC**.

[[name]] **FWORD** *initializer* *[[, initializer]]...*

Allocates and optionally initializes 6 bytes of storage for each *initializer*. Also can be used as a type specifier anywhere a type is legal.

GOTO *macrolabel*

Transfers assembly to the line marked *:macrolabel*. **GOTO** is permitted only inside **MACRO**, **FOR**, **FORC**, **REPEAT**, and **WHILE** blocks. The label must be the only directive on the line and must be preceded by a leading colon.

name **GROUP** *segment* *[[, segment]]...*

Add the specified *segments* to the group called *name*.

.IF *condition1*

statements

[[.ELSEIF *condition2*
statements]]

[[.ELSE
statements]]

.ENDIF

Generates code that tests *condition1* (for example, *AX > 7*) and executes the *statements* if that condition is true. If an **.ELSE** follows, its statements are executed if the original condition was false. Note that the conditions are evaluated at run time.

IF *expression1*
ifstatements
[[**ELSEIF** *expression2*
elseifstatements]]
[[**ELSE**
elsestatements]]
ENDIF

Grants assembly of *ifstatements* if *expression1* is true (nonzero) or *elseifstatements* if *expression1* is false (0) and *expression2* is true. The following directives may be substituted for **ELSEIF**: **ELSEIFB**,

ELSEIFDEF, ELSEIFDIF, ELSEIFDIFI, ELSEIFE, ELSEIFIDN, ELSEIFIDNI, ELSEIFNB, and ELSEIFNDEF. Optionally, assembles *elsestatements* if the previous expression is false. Note that the expressions are evaluated at assembly time.

IF2 *expression*

IF block is evaluated on every assembly pass if **OPTION:SETIF2** is **TRUE**. See **IF** for complete syntax.

IFB *textitem*

Grants assembly if *textitem* is blank. See **IF** for complete syntax.

IFDEF *name*

Grants assembly if *name* is a previously defined label, variable, or symbol. See **IF** for complete syntax.

IFDIF[[**I**]] *textitem1, textitem2*

Grants assembly if the text items are different. If **I** is given, the comparison is case insensitive. See **IF** for complete syntax.

IFE *expression*

Grants assembly if *expression* is false (0). See **IF** for complete syntax.

IFIDN[[**I**]] *textitem1, textitem2*

Grants assembly if the text items are identical. If **I** is given, the comparison is case insensitive. See **IF** for complete syntax.

IFNB *textitem*

Grants assembly if *textitem* is not blank. See **IF** for complete syntax.

IFNDEF *name*

Grants assembly if *name* has not been defined. See **IF** for complete syntax.

INCLUDE *filename*

Inserts source code from the source file given by *filename* into the current source file during assembly. The *filename* must be enclosed in angle brackets if it includes a backslash, semicolon, greater-than symbol, less-than symbol, single quotation mark, or double quotation mark.

INCLUDELIB *libraryname*

Informs the linker that the current module should be linked with *libraryname*. The *libraryname* must be enclosed in angle brackets if it includes a backslash, semicolon, greater-than symbol, less-than symbol, single quotation mark, or double quotation mark.

name **INSTR** [[*position*,]] *textitem1, textitem2*

Finds the first occurrence of *textitem2* in *textitem1*. The starting *position* is optional. Each text item can be a literal string, a constant preceded by a %, or the string returned by a macro function.

INVOKE *expression* [[, *arguments*]]

Calls the procedure at the address given by *expression*, passing the arguments on the stack or in registers according to the standard calling conventions of the language type. Each argument passed to the procedure may be an expression, a register pair, or an address expression (an expression preceded by **ADDR**).

IRP

See **FOR**.

IRPC

See **FORC**.

name **LABEL** *type*

Creates a new label by assigning the current location-counter value and the given *type* to *name*.

name **LABEL** [[**NEAR** | **FAR** | **PROC**]] **PTR** [[*type*]]

Creates a new label by assigning the current location-counter value and the given *type* to *name*.

.LALL

See **.LISTMACROALL**.

.LFCOND

See **.LISTIF**.

.LIST

Starts listing of statements. This is the default.

.LISTALL

Starts listing of all statements. Equivalent to the combination of **.LIST**, **.LISTIF**, and **.LISTMACROALL**.

.LISTIF

Starts listing of statements in false conditional blocks. Same as **.LFCOND**.

.LISTMACRO

Starts listing of macro expansion statements that generate code or data. This is the default. Same as **.XALL**.

.LISTMACROALL

Starts listing of all statements in macros. Same as **.LALL**.

LOCAL *localname* [[, *localname*]]...

Within a macro, **LOCAL** defines labels that are unique to each instance of the macro.

LOCAL *label* [[[*count*]]][:*type*]] [[, *label* [[[*count*]]][:*type*]]]...

Within a procedure definition (**PROC**), **LOCAL** creates stack-based variables that exist for the duration of the procedure. The *label* may be a simple variable or an array containing *count* elements.

name **MACRO** [[*parameter* [:**REQ** | :=*default* | :**VARARG**]]]...

statements

ENDM [[*value*]]

Marks a macro block called *name* and establishes *parameter* placeholders for arguments passed when the macro is called. A macro function returns *value* to the calling statement.

.MODEL *memorymodel* [[, *langtype*]] [[, *stackoption*]]

Initializes the program memory model. The *memorymodel* can be **TINY**, **SMALL**, **COMPACT**, **MEDIUM**, **LARGE**, **HUGE**, or **FLAT**. The *langtype* can be **C**, **BASIC**, **FORTRAN**, **PASCAL**, **SYSCALL**, or **STDCALL**. The *stackoption* can be **NEARSTACK** or **FARSTACK**.

NAME *modulename*

Ignored.

.NO87

Disallows assembly of all floating-point instructions.

.NOCREF [[*name*[[, *name*]]...]]

Suppresses listing of symbols in the symbol table and browser file. If names are specified, only the given names are suppressed. Same as **.XCREF**.

.NOLIST

Suppresses program listing. Same as **.XLIST**.

.NOLISTIF

Suppresses listing of conditional blocks whose condition evaluates to false (0). This is the default. Same as **.SFCOND**.

.NOLISTMACRO

Suppresses listing of macro expansions. Same as **.SALL**.

OPTION *optionlist*

Enables and disables features of the assembler. Available options include **CASEMAP**, **DOTNAME**, **NODOTNAME**, **EMULATOR**, **NOEMULATOR**, **EPILOGUE**, **EXPR16**, **EXPR32**, **LANGUAGE**, **LJMP**, **NOLJMP**, **M510**, **NOM510**, **NOKEYWORD**, **NOSIGNEXTEND**, **OFFSET**, **OLDMACROS**, **NOOLDMACROS**, **OLDSTRUCTS**, **NOOLDSTRUCTS**, **PROC**, **PROLOGUE**, **READONLY**, **NOREADONLY**, **SCOPED**, **NOSCOPED**, **SEGMENT**, and **SETIF2**.

ORG *expression*

Sets the location counter to *expression*.

%OUT

See **ECHO**.

PAGE [[[*length*]], *width*]]

Sets line *length* and character *width* of the program listing. If no arguments are given, generates a page break.

PAGE +

Increments the section number and resets the page number to 1.

POPCONTEXT *context*

Restores part or all of the current *context* (saved by the **PUSHCONTEXT** directive). The *context* can be **ASSUMES**, **RADIX**, **LISTING**, **CPU**, or **ALL**.

label **PROC** [*distance*] [*langtype*] [*visibility*] [*<prologuearg>*]

[[**USES** *reglist*] [, *parameter* [:*tag*]]...

statements

label **ENDP**

Marks start and end of a procedure block called *label*. The statements in the block can be called with the **CALL** instruction or **INVOKE** directive.

label **PROTO** [*distance*] [*langtype*] [, [*parameter*]:*tag*]]...

Prototypes a function.

PUBLIC [*langtype*] *name* [, [*langtype*] *name*]]...

Makes each variable, label, or absolute symbol specified as *name* available to all other modules in the program.

PURGE *macroname* [, *macroname*]]...

Deletes the specified macros from memory.

PUSHCONTEXT *context*

Saves part or all of the current *context*: segment register assumes, radix value, listing and cref flags, or processor/coprocessor values. The *context* can be **ASSUMES**, **RADIX**, **LISTING**, **CPU**, or **ALL**.

[*name*] **QWORD** *initializer* [, *initializer*]]...

Allocates and optionally initializes 8 bytes of storage for each *initializer*. Also can be used as a type specifier anywhere a type is legal.

.RADIX *expression*

Sets the default radix, in the range 2 to 16, to the value of *expression*.

name **REAL4** *initializer* [, *initializer*]]...

Allocates and optionally initializes a single-precision (4-byte) floating-point number for each *initializer*.

name **REAL8** *initializer* [, *initializer*]]...

Allocates and optionally initializes a double-precision (8-byte) floating-point number for each *initializer*.

name **REAL10** *initializer* [, *initializer*]]...

Allocates and optionally initializes a 10-byte floating-point number for each *initializer*.

recordname **RECORD** *fieldname:width* [[= *expression*]]

[[, *fieldname:width* [[= *expression*]]]...

Declares a record type consisting of the specified fields. The *fieldname* names the field, *width* specifies the number of bits, and *expression* gives its initial value.

.REPEAT

statements

.UNTIL *condition*

Generates code that repeats execution of the block of *statements* until *condition* becomes true. **.UNTILCXZ**, which becomes true when CX is zero, may be substituted for **.UNTIL**. The *condition* is optional with **.UNTILCXZ**.

REPEAT *expression*

statements

ENDM

Marks a block that is to be repeated *expression* times. Same as **REPT**.

REPT

See **REPEAT**.

.SALL

See **.NOLISTMACRO**.

name **SBYTE** *initializer* [[, *initializer*]]...

Allocates and optionally initializes a signed byte of storage for each *initializer*. Can also be used as a type specifier anywhere a type is legal.

name **SDWORD** *initializer* [[, *initializer*]]...

Allocates and optionally initializes a signed doubleword (4 bytes) of storage for each *initializer*. Also can be used as a type specifier anywhere a type is legal.

name **SEGMENT** [[**READONLY**]] [[*align*]] [[*combine*]] [[*use*]] [['*class*']]

statements

name **ENDS**

Defines a program segment called *name* having segment attributes *align* (**BYTE**, **WORD**, **DWORD**, **PARA**, **PAGE**), *combine* (**PUBLIC**, **STACK**, **COMMON**, **MEMORY**, **AT** *address*, **PRIVATE**), *use* (**USE16**, **USE32**, **FLAT**), and *class*.

.SEQ

Orders segments sequentially (the default order).

.SFCOND

See **.NOLISTIF**.

name **SIZESTR** *textitem*

Finds the size of a text item.

.STACK [*size*]

When used with **.MODEL**, defines a stack segment (with segment name **STACK**). The optional *size* specifies the number of bytes for the stack (default 1,024). The **.STACK** directive automatically closes the stack statement.

.STARTUP

Generates program start-up code.

STRUC

See **STRUCT**.

name **STRUCT** [*alignment*] [, **NONUNIQUE**]

fielddeclarations

name **ENDS**

Declares a structure type having the specified *fielddeclarations*. Each field must be a valid data definition. Same as **STRUC**.

name **SUBSTR** *textitem*, *position* [, *length*]

Returns a substring of *textitem*, starting at *position*. The *textitem* can be a literal string, a constant preceded by a %, or the string returned by a macro function.

SUBTITLE *text*

Defines the listing subtitle. Same as **SUBTTL**.

SUBTTL

See **SUBTITLE**.

name **SWORD** *initializer* [, *initializer*]...

Allocates and optionally initializes a signed word (2 bytes) of storage for each *initializer*. Can also be used as a type specifier anywhere a type is legal.

[*name*] **TBYTE** *initializer* [, *initializer*]...

Allocates and optionally initializes 10 bytes of storage for each *initializer*. Can also be used as a type specifier anywhere a type is legal.

name **TEXTEQU** [*textitem*]

Assigns *textitem* to *name*. The *textitem* can be a literal string, a constant preceded by a %, or the string returned by a macro function.

.TFCOND

Toggles listing of false conditional blocks.

TITLE *text*

Defines the program listing title.

name **TYPEDEF** *type*

Defines a new type called *name*, which is equivalent to *type*.

name **UNION** [*alignment*] [, **NONUNIQUE**]
fielddeclarations

[[*name*] **ENDS**

Declares a union of one or more data types. The *fielddeclarations* must be valid data definitions. Omit the **ENDS** *name* label on nested **UNION** definitions.

.UNTIL

See **.REPEAT**.

.UNTILCXZ

See **.REPEAT**.

.WHILE *condition*
statements

.ENDW

Generates code that executes the block of *statements* while *condition* remains true.

WHILE *expression*
statements

ENDM

Repeats assembly of block *statements* as long as *expression* remains true.

[[*name*] **WORD** initializer [, *initializer*]...

Allocates and optionally initializes a word (2 bytes) of storage for each *initializer*. Can also be used as a type specifier anywhere a type is legal.

.XALL

See **.LISTMACRO**.

.XCREF

See **.NOCREF**.

.XLIST

See **.NOLIST**.

CHAPTER 3

Symbols and Operators

Topical Cross-reference for Symbols	40
Topical Cross-reference for Operators	41
Predefined Symbols	43
Operators	44
Run-Time Operators	48

Topical Cross-reference for Symbols

Date and Time Information

@Date

@Time

Environment Information

@Cpu

@Environ

@Interface

@Version

File Information

@FileCur

@FileName

@Line

Macro Functions

@CatStr

@InStr

@SizeStr

@SubStr

Miscellaneous

\$? @@:

@B @F

Segment Information

@code @CodeSize @CurSeg

@data @DataSize @fardata

@fardata? @Model @stack

@WordSize

Topical Cross-reference for Operators

Arithmetic

*	+	-
.	/	[]
MOD		

Control Flow

!	!=	&
&&	<	< =
= =	>	> =

Logical and Shift

AND	NOT	OR
SHL	SHR	XOR

Macro

!	%	&
::	<>	

Miscellaneous

”	“ ”	:
::	;	CARRY?
DUP	OVERFLOW?	PARITY?
SIGN?	ZERO?	

Record

MASK
WIDTH

Relational

EQ	GE	GT
LE	LT	NE

Segment

:

LROFFSET

OFFSET

SEG

Type

HIGH

HIGHWORD

LENGTH

LENGTHOF

LOW

LOWWORD

OPATTR

PTR

SHORT

SIZE

SIZEOF

THIS

TYPE

Predefined Symbols

- \$**
The current value of the location counter.
- ?**
In data declarations, a value that the assembler allocates but does not initialize.
- @@:**
Defines a code label recognizable only between *label1* and *label2*, where *label1* is either start of code or the previous **@@:** label, and *label2* is either end of code or the next **@@:** label. See **@B** and **@F**.
- @B**
The location of the previous **@@:** label.
- @CatStr(*string1* [, *string2...*])**
Macro function that concatenates one or more strings. Returns a string.
- @code**
The name of the code segment (text macro).
- @CodeSize**
0 for **TINY**, **SMALL**, **COMPACT**, and **FLAT** models, and 1 for **MEDIUM**, **LARGE**, and **HUGE** models (numeric equate).
- @Cpu**
A bit mask specifying the processor mode (numeric equate).
- @CurSeg**
The name of the current segment (text macro).
- @data**
The name of the default data group. Evaluates to **DGROUP** for all models except **FLAT**. Evaluates to **FLAT** under the **FLAT** memory model (text macro).
- @DataSize**
0 for **TINY**, **SMALL**, **MEDIUM**, and **FLAT** models, 1 for **COMPACT** and **LARGE** models, and 2 for **HUGE** model (numeric equate).
- @Date**
The system date in the format mm/dd/yy (text macro).
- @Environ(*envvar*)**
Value of environment variable *envvar* (macro function).
- @F**
The location of the next **@@:** label.
- @fardata**
The name of the segment defined by the **.FARDATA** directive (text macro).

@fardata?

The name of the segment defined by the **.FARDATA?** directive (text macro).

@FileCur

The name of the current file (text macro).

@FileName

The base name of the main file being assembled (text macro).

@InStr([[*position*]], *string1*, *string2*)

Macro function that finds the first occurrence of *string2* in *string1*, beginning at *position* within *string1*. If *position* does not appear, search begins at start of *string1*. Returns a position integer or 0 if *string2* is not found.

@Interface

Information about the language parameters (numeric equate).

@Line

The source line number in the current file (numeric equate).

@Model

1 for **TINY** model, 2 for **SMALL** model, 3 for **COMPACT** model, 4 for **MEDIUM** model, 5 for **LARGE** model, 6 for **HUGE** model, and 7 for **FLAT** model (numeric equate).

@SizeStr(*string*)

Macro function that returns the length of the given string. Returns an integer.

@SubStr(*string*, *position* [[, *length*]])

Macro function that returns a substring starting at *position*.

@stack

DGROUP for near stacks or STACK for far stacks (text macro).

@Time

The system time in 24-hour hh:mm:ss format (text macro).

@Version

610 in MASM 6.1 (text macro).

@WordSize

Two for a 16-bit segment or 4 for a 32-bit segment (numeric equate).

Operators

expression1 + *expression2*

Returns *expression1* plus *expression2*.

expression1 - *expression2*

Returns *expression1* minus *expression2*.

expression1 * *expression2*

Returns *expression1* times *expression2*.

- expression1* / *expression2*
Returns *expression1* divided by *expression2*.
- expression*
Reverses the sign of *expression*.
- expression1* [*expression2*]
Returns *expression1* plus [*expression2*].
- segment*: *expression*
Overrides the default segment of *expression* with *segment*. The *segment* can be a segment register, group name, segment name, or segment expression. The *expression* must be a constant.
- expression*.*field* [[*field*]]...
Returns *expression* plus the offset of *field* within its structure or union.
- [*register*].*field* [[*field*]]...
Returns value at the location pointed to by *register* plus the offset of *field* within its structure or union.
- <*text*>
Treats *text* as a single literal element.
- "*text*"
Treats "*text*" as a string.
- '*text*'
Treats '*text*' as a string.
- !*character*
Treats *character* as a literal character rather than as an operator or symbol.
- ;*text*
Treats *text* as a comment.
- ::*text*
Treats *text* as a comment in a macro that appears only in the macro definition. The listing does not show *text* where the macro is expanded.
- %*expression*
Treats the value of *expression* in a macro argument as text.
- &*parameter*&
Replaces *parameter* with its corresponding argument value.
- ABS**
See the **EXTERNDEF** directive.
- ADDR**
See the **INVOKE** directive.
- expression1* **AND** *expression2*
Returns the result of a bitwise AND operation for *expression1* and *expression2*.

count **DUP** (*initialvalue* [, *initialvalue*]...)

Specifies *count* number of declarations of *initialvalue*.

expression1 **EQ** *expression2*

Returns true (-1) if *expression1* equals *expression2*, or returns false (0) if it does not.

expression1 **GE** *expression2*

Returns true (-1) if *expression1* is greater-than-or-equal-to *expression2*, or returns false (0) if it is not.

expression1 **GT** *expression2*

Returns true (-1) if *expression1* is greater than *expression2*, or returns false (0) if it is not.

HIGH *expression*

Returns the high byte of *expression*.

HIGHWORD *expression*

Returns the high word of *expression*.

expression1 **LE** *expression2*

Returns true (-1) if *expression1* is less than or equal to *expression2*, or returns false (0) if it is not.

LENGTH *variable*

Returns the number of data items in *variable* created by the first initializer.

LENGTHOF *variable*

Returns the number of data objects in *variable*.

LOW *expression*

Returns the low byte of *expression*.

LOWWORD *expression*

Returns the low word of *expression*.

LROFFSET *expression*

Returns the offset of *expression*. Same as **OFFSET**, but it generates a loader resolved offset, which allows Windows to relocate code segments.

expression1 **LT** *expression2*

Returns true (-1) if *expression1* is less than *expression2*, or returns false (0) if it is not.

MASK {*recordfieldname* | *record*}

Returns a bit mask in which the bits in *recordfieldname* or *record* are set and all other bits are cleared.

expression1 **MOD** *expression2*

Returns the integer value of the remainder (modulo) when dividing *expression1* by *expression2*.

expression1 **NE** *expression2*

Returns true (−1) if *expression1* does not equal *expression2*, or returns false (0) if it does.

NOT *expression*

Returns *expression* with all bits reversed.

OFFSET *expression*

Returns the offset of *expression*.

OPATTR *expression*

Returns a word defining the mode and scope of *expression*. The low byte is identical to the byte returned by **.TYPE**. The high byte contains additional information.

expression1 **OR** *expression2*

Returns the result of a bitwise OR operation for *expression1* and *expression2*.

type **PTR** *expression*

Forces the *expression* to be treated as having the specified *type*.

[[*distance*]] **PTR** *type*

Specifies a pointer to *type*.

SEG *expression*

Returns the segment of *expression*.

expression **SHL** *count*

Returns the result of shifting the bits of *expression* left *count* number of bits.

SHORT *label*

Sets the type of *label* to short. All jumps to *label* must be short (within the range −128 to +127 bytes from the jump instruction to *label*).

expression **SHR** *count*

Returns the result of shifting the bits of *expression* right *count* number of bits.

SIZE *variable*

Returns the number of bytes in *variable* allocated by the first initializer.

SIZEOF {*variable* | *type*}

Returns the number of bytes in *variable* or *type*.

THIS *type*

Returns an operand of specified *type* whose offset and segment values are equal to the current location-counter value.

.TYPE *expression*

See **OPATTR**.

TYPE *expression*

Returns the type of *expression*.

WIDTH {*recordfieldname* | *record*}

Returns the width in bits of the current *recordfieldname* or *record*.

expression1 **XOR** *expression2*

Returns the result of a bitwise XOR operation for *expression1* and *expression2*.

Run-Time Operators

The following operators are used only within **.IF**, **.WHILE**, or **.REPEAT** blocks and are evaluated at run time, not at assembly time:

expression1 == *expression2*

Is equal to.

expression1 != *expression2*

Is not equal to.

expression1 > *expression2*

Is greater than.

expression1 >= *expression2*

Is greater than or equal to.

expression1 < *expression2*

Is less than.

expression1 <= *expression2*

Is less than or equal to.

expression1 || *expression2*

Logical OR.

expression1 && *expression2*

Logical AND.

expression1 & *expression2*

Bitwise AND.

!*expression*

Logical negation.

CARRY?

Status of carry flag.

OVERFLOW?

Status of overflow flag.

PARITY?

Status of parity flag.

SIGN?

Status of sign flag.

ZERO?

Status of zero flag.

CHAPTER 4

Processor

Topical Cross-reference for Processor Instructions	50
Interpreting Processor Instructions	53
Flags	53
Syntax	54
Examples	54
Clock Speeds	54
Timings on the 8088 and 8086 Processors	55
Timings on the 80286-80486 Processors	56
Interpreting Encodings	56
Interpreting 80386–80486 Encoding Extensions	59
16-bit Encoding	60
32-bit Encoding	60
Address-Size Prefix	60
Operand-Size Prefix	60
Encoding Differences for 32-Bit Operations	60
Scaled Index Base Byte	61
Instructions	64

Topical Cross-reference for Processor Instructions

Arithmetic

ADC	ADD	DEC
DIV	IDIV	IMUL
INC	MUL	NEG
SBB	SUB	XADD#

BCD Conversion

AAA	AAD	AAM
AAS	DAA	DAS

Bit Operations

AND	BSF§	BSR§
BT§	BTC§	BTR§
BTS§	NOT	OR
RCL	RCR	ROL
ROR	SAR	SHL/SAL
SHLD§	SHR	SHRD§
XOR		

Compare

BT§	BTC§	BTR§
BTS§	CMP	CMPS
CMPXCHG#	TEST	

Conditional Set

SETA/SETNBE§	SETAE/SETNB§	SETB/SETNAE§
SETBE/SETNA§	SETC§	SETE/SETZ§
SETG/SETNLE§	SETGE/SETNL§	SETL/SETNGE§
SETLE/SETNG§	SETNC§	SETNE/SETNZ§
SETNO§	SETNP/SETPO§	SETNS§
SETO§	SETP/SETPE§	SETS§

* 80186–80486 only.
§ 80386–80486 only.

† 80286–80486 only.
80486 only.

Conditional Transfer

BOUND*	INTO	JA/JNBE
JAE/JNB	JB/JNAE	JBE/JNA
JC	JCXZ/JECXZ	JE/JZ
JG/JNLE	JGE/JNL	JL/JNGE
JLE/JNG	JNC	JNE/JNZ
JNO	JNP/JPO	JNS
JO	JP/JPE	JS

Data Transfer

BSWAP#	CMPXCHG#	LDS/LES
LEA	LFS/LGS/LSS§	LODS
MOV	MOVS	MOVSB§
MOVZX§	STOS	XADD#
XCHG	XLAT/XLATB	

Flag

CLC	CLD	CLI
CMC	LAHF	POPF
PUSHF	SAHF	STC
STD	STI	

Input/Output

IN	INS*
OUT	OUTS*

Loop

JCXZ/JECXZ	LOOP
LOOPE/LOOPZ	LOOPNE/LOOPNZ

* 80186–80486 only.

† 80286–80486 only.

§ 80386–80486 only.

80486 only.

Process Control

ARPL†	CLTS†	LAR†
LGDT/LIDT/LLDT†	LMSW†	LSL†
LTR†	SGDT/SIDT/SLDT†	SMSW†
STR†	VERR†	VERW†
MOV <i>special</i> §	INVD#	INVLPG#
WBINVD#		

Processor Control

HLT	LOCK
NOP	WAIT

Stack

PUSH	PUSHF	PUSHA*
PUSHAD*	POP	POPF
POPA*	POPAD*	ENTER*
LEAVE*		

String

MOVS	LODS	STOS
SCAS	CMPS	INS*
OUTS*	REP	REPE/REPZ
REPNE/REPZ		

Type Conversion

CBW	CWD
CWDE§	CDQ§
BSWAP#	

Unconditional Transfer

CALL	INT	IRET
RET	RETN/RETF	JMP

* 80186–80486 only.
§ 80386–80486 only.

† 80286–80486 only.
80486 only.

Interpreting Processor Instructions

The following sections explain the format of instructions for the 8086, 8088, 80286, 80386, and 80486 processors. Those instructions begin on page 64.

Flags

Only the flags common to all processors are shown. If none of the flags is affected by the instruction, the flag line says No change. If flags can be affected, a two-line entry is shown. The first line shows flag abbreviations as follows:

Abbreviation	Flag
O	Overflow
D	Direction
I	Interrupt
T	Trap
S	Sign
Z	Zero
A	Auxiliary carry
P	Parity
C	Carry

The second line has codes indicating how the flag can be affected:

Code	Effect
1	Sets the flag
0	Clears the flag
?	May change the flag, but the value is not predictable
blank	No effect on the flag
±	Modifies according to the rules associated with the flag

Syntax

Each encoding variation may have different syntaxes corresponding to different addressing modes. The following abbreviations are used:

reg A general-purpose register of any size.

segreg One of the segment registers: DS, ES, SS, or CS (also FS or GS on the 80386–80486).

accum An accumulator register of any size: AL or AX (also EAX on the 80386–80486).

mem A direct or indirect memory operand of any size.

label A labeled memory location in the code segment.

src,dest A source or destination memory operand used in a string operation.

immed A constant operand.

In some cases abbreviations have numeric suffixes to specify that the operand must be a particular size. For example, *reg16* means that only a 16-bit (word) register is accepted.

Examples

One or more examples are shown for each syntax. Their position is not related to the clock speeds in the right column.

Clock Speeds

Column 3 shows the clock speeds for each processor. Sometimes an instruction may have more than one clock speed. Multiple speeds are separated by commas. If several speeds are part of an expression, they are enclosed in parentheses. The following abbreviations are used to specify variations:

EA Effective address. This applies only to the 8088 and 8086 processors, as described in the next section.

b,w,d Byte, word, or doubleword operands.

pm Protected mode.

n Iterations. Repeated instructions may have a base number of clocks plus a number of clocks for each iteration. For example, $8+4n$ means 8 clocks plus 4 clocks for each iteration.

noj No jump. For conditional jump instructions, *noj* indicates the speed if the condition is false and the jump is not taken.

m Next instruction components. Some control transfer instructions take different times depending on the length of the next instruction executed. On the 8088 and 8086, *m* is never a factor. On the 80286, *m* is the number of bytes in the instruction. On the 80386–80486, *m* is the number of components. Each byte of encoding is a component, and the displacement and data are separate components.

W88,88 8088 exceptions. See “Timings on the 8088 and 8086 Processors,” following.

Clocks can be converted to nanoseconds by dividing 1 microsecond by the number of megahertz (MHz) at which the processor is running. For example, on a processor running at 8 MHz, 1 clock takes 125 nanoseconds (1000 MHz per nanosecond / 8 MHz).

The clock counts are for best-case timings. Actual timings vary depending on wait states, alignment of the instruction, the status of the prefetch queue, and other factors.

Timings on the 8088 and 8086 Processors

Because of its 8-bit data bus, the 8088 always requires two fetches to get a 16-bit operand. Therefore, instructions that work on 16-bit memory operands take longer on the 8088 than on the 8086. Separate 8088 timings are shown in parentheses following the main timing. For example, 9 (*W88*=13) means that the 8086 with any operands or the 8088 with byte operands take 9 clocks, but the 8088 with word operands takes 13 clocks. Similarly, 16 (*88*=24) means that the 8086 takes 16 clocks, but the 8088 takes 24 clocks.

On the 8088 and 8086, the effective address (*EA*) value must be added for instructions that operate on memory operands. A displacement is any direct memory or constant operand, or any combination of the two. The following shows the number of clocks to add for the effective address:

Components	EA Clocks	Examples
Displacement	6	<code>mov ax, stuff</code> <code>mov ax, stuff+2</code>
Base or index	5	<code>mov ax, [bx]</code> <code>mov ax, [di]</code>
Displacement plus base or index	9	<code>mov ax, [bp+8]</code> <code>mov ax, stuff[di]</code>
Base plus index (BP+DI, BX+SI)	7	<code>mov ax, [bx+si]</code> <code>mov ax, [bp+di]</code>

Components	EA Clocks	Examples
Base plus index (BP+SI, BX+DI)	8	<code>mov ax, [bx+di]</code> <code>mov ax, [bp+si]</code>
Base plus index plus displacement (BP+DI+ <i>disp</i> , BX+SI+ <i>disp</i>)	11	<code>mov ax, stuff[bx+si]</code> <code>mov ax, [bp+di+8]</code>
Base plus index plus displacement (BP+SI+ <i>disp</i> , BX+DI+ <i>disp</i>)	12	<code>mov ax, stuff[bx+di]</code> <code>mov ax, [bp+si+20]</code>
Segment override	EA+2	<code>mov ax, es: stuff</code> <code>mov ax, ds: [bp+10]</code>

Timings on the 80286–80486 Processors

On the 80286–80486 processors, the effective address calculation is handled by hardware and is therefore not a factor in clock calculations except in one case. If a memory operand includes all three possible elements—a displacement, a base register, and an index register—then add one clock. On the 80486, the extra clock is not always used. Examples are shown in the following.

```

mov    ax, [bx+di]           ; No extra
mov    ax, array[bx+di]     ; One extra
mov    ax, [bx+di+6]        ; One extra

```

Note 80186 and 80188 timings are different from 8088, 8086, and 80286 timings. They are not shown in this manual. Timings are also not shown for protected-mode transfers through gates or for the virtual 8086 mode available on the 80386–80486 processors.

Interpreting Encodings

Encodings are shown for each variation of the instruction. This section describes encoding for all processors except the 80386–80486. The encodings take the form of boxes filled with 0s and 1s for bits that are constant for the instruction variation, and abbreviations (in italics) for the following variable bits or bitfields:

d Direction bit. If set, do memory to register; the *reg* field is the destination. If clear, do register to memory or register to register; the *reg* field is the source.

a Accumulator direction bit. If set, move accumulator register to memory. If clear, move memory to accumulator register.

w Word/byte bit. If set, use 16-bit or 32-bit operands. If clear, use 8-bit operands.

s Sign bit. If set, sign-extend 8-bit immediate data to 16 bits.

mod Mode. This 2-bit field gives the register/memory mode with displacement. The possible values are shown below:

<i>mod</i>	Meaning
00	This value can have two meanings: If <i>r/m</i> is 110, a direct memory operand is used. If <i>r/m</i> is not 110, the displacement is 0 and an indirect memory operand is used. The operand must be based, indexed, or based indexed.
01	An indirect memory operand is used with an 8-bit displacement.
10	An indirect memory operand is used with a 16-bit displacement.
11	A two-register instruction is used; the <i>reg</i> field specifies the destination and the <i>r/m</i> field specifies the source.

reg Register. This 3-bit field specifies one of the general-purpose registers:

<i>reg</i>	16/32-bit if <i>w</i> =1	8-bit if <i>w</i> =0
000	AX/EAX	AL
001	CX/ECX	CL
010	DX/EDX	DL
011	BX/EBX	BL
100	SP/ESP	AH
101	BP/EBP	CH
110	SI/ESI	DH
111	DI/EDI	BH

The *reg* field is sometimes used to specify encoding information rather than a register.

sreg Segment register. This field specifies one of the segment registers:

<i>sreg</i>	Register
000	ES
001	CS
010	SS
011	DS
100	FS
101	GS

r/m Register/memory. This 3-bit field specifies a register or memory *r/m* operand.

If the *mod* field is 11, *r/m* specifies the source register using the *reg* field codes. Otherwise, the field has one of the following values:

<i>r/m</i>	Operand Address
000	DS:[BX+SI+ <i>disp</i>]
001	DS:[BX+DI+ <i>disp</i>]
010	SS:[BP+SI+ <i>disp</i>]
011	SS:[BP+DI+ <i>disp</i>]
100	DS:[SI+ <i>disp</i>]
101	DS:[DI+ <i>disp</i>]
110	SS:[BP+ <i>disp</i>]*
111	DS:[BX+ <i>disp</i>]

* If *mod* is 00 and *r/m* is 110, then the operand is treated as a direct memory operand. This means that the operand [BP] is encoded as [BP+0] rather than having a short-form like other register indirect operands. Encoding [BX] takes one byte, but encoding [BP] takes two.

disp Displacement. These bytes give the offset for memory operands. The possible lengths (in bytes) are shown in parentheses.

data Data. These bytes give the actual value for constant values. The possible lengths (in bytes) are shown in parentheses.

If a memory operand has a segment override, the entire instruction has one of the following bytes as a prefix:

Prefix	Segment
00101110 (2Eh)	CS
00111110 (3Eh)	DS
00100110 (26h)	ES
00110110 (36h)	SS
01100100 (64h)	FS
01100101 (65h)	GS

Example

As an example, assume you want to calculate the encoding for the following statement (where **warray** is a 16-bit variable):

```
add    warray[bx+di], -3
```

First look up the encoding for the immediate-to-memory syntax of the **ADD** instruction:

$100000sw \text{ mod},000,r/m \text{ disp } (0, 1, \text{ or } 2) \text{ data } (0, 1, \text{ or } 2)$

Since the destination is a word operand, the *w* bit is set. The 8-bit immediate data must be sign-extended to 16 bits to fit into the operand, so the *s* bit is also set. The first byte of the instruction is therefore 10000011 (83h).

Since the memory operand can be anywhere in the segment, it must have a 16-bit offset (displacement). Therefore the *mod* field is 10. The *reg* field is 000, as shown in the encoding. The *r/m* coding for [bx+di+*disp*] is 001. The second byte is 10000001 (81h).

The next two bytes are the offset of **warray**. The low byte of the offset is stored first and the high byte second. For this example, assume that **warray** is located at offset 10EFh.

The last byte of the instruction is used to store the 8-bit immediate value -3 (FDh). This value is encoded as 8 bits (but sign-extended to 16 bits by the processor).

The encoding is shown here in hexadecimal:

83 81 EF 10 FD

You can confirm this by assembling the instruction and looking at the resulting assembly listing.

Interpreting 80386–80486 Encoding Extensions

This book shows 80386–80486 encodings for instructions that are available only on the 80386–80486 processors. For other instructions, encodings are shown only for the 16-bit subset available on all processors. This section tells how to convert the 80286 encodings shown in the book to 80386–80486 encodings that use extensions such as 32-bit registers and memory operands.

The extended 80386–80486 encodings differ in that they can have additional prefix bytes, a Scaled Index Base (SIB) byte, and 32-bit displacement and immediate bytes. Use of these elements is closely tied to the segment word size. The use type of the code segment determines whether the instructions are processed in 32-bit mode (**USE32**) or 16-bit mode (**USE16**). Current versions of MS-DOS® and Microsoft® Windows™ use 16-bit mode only. Windows NT uses 32-bit mode.

The bytes that can appear in an instruction encoding are:

16-Bit Encoding

Opcode	<i>mod-reg-r/m</i>	<i>disp</i>	<i>immed</i>
(1-2)	(0-1)	(0-2)	(0-2)

32-Bit Encoding

Address-Size (67h)	Operand-Size (66h)	Opcode	<i>mod-reg-r/m</i>	Scaled Index Base	<i>disp</i>	<i>immed</i>
(0-1)	(0-1)	(1-2)	(0-1)	(0-1)	(0-4)	(0-4)

Additional bytes may be added for a segment prefix, a repeat prefix, or the **LOCK** prefix.

Address-Size Prefix

The address-size prefix determines the segment word size of the operation. It can override the default size for calculating the displacement of memory addresses. The address prefix byte is 67h. The assembler automatically inserts this byte where appropriate.

In 32-bit mode (**USE32** or **FLAT** code segment), displacements are calculated as 32-bit addresses. The effective address-size prefix must be used for any instructions that must calculate addresses as 16-bit displacements. In 16-bit mode, the defaults are reversed. The prefix must be used to specify calculation of 32-bit displacements.

Operand-Size Prefix

The operand-size prefix determines the size of operands. It can override the default size of registers or memory operands. The operand-size prefix byte is 66h. The assembler automatically inserts this byte where appropriate.

In 32-bit mode, the default sizes for operands are 8 bits and 32 bits (depending on the *w* bit). For most instructions, the operand-size prefix must be used for any instructions that use 16-bit operands. In 16-bit mode, the default sizes are 8 bits and 16 bits. The prefix must be used for any instructions that use 32-bit operands. Some instructions use 16-bit operands, regardless of mode.

Encoding Differences for 32-Bit Operations

When 32-bit operations are performed, the meaning of certain bits or fields is different from their meaning in 16-bit operations. The changes may affect default operations in 32-bit mode, or 16-bit mode operations in which the address-size prefix or the operand-size prefix is used. The following fields may

have a different meaning for 32-bit operations from their meaning as described in the “Interpreting Encodings” section:

w Word/byte bit. If set, use 32-bit operands. If clear, use 8-bit operands.

s Sign bit. If set, sign-extend 8-bit and 16-bit immediate data to 32 bits.

mod Mode. This field indicates the register/memory mode. The value 11 still indicates a register-to-register operation with *r/m* containing the code for a 32-bit source register. However, other codes have different meanings as shown in the tables in the next section.

reg Register. The codes for 16-bit registers are extended to 32-bit registers. For example, if the *reg* field is 000, EAX is used instead of AX. Use of 8-bit registers is unchanged.

sreg Segment register. The 80386 has the following additional segment registers:

<i>sreg</i>	Register
100	FS
101	GS

r/m Register/memory. If the *r/m* field is used for the source register, 32-bit registers are used as for the *reg* field. If the field is used for memory operands, the meaning is completely different from the meaning used for 16-bit operations, as shown in the tables in the next section.

disp Displacement. This field is 4 bytes for 32-bit addresses.

data Data. Immediate data can be up to 4 bytes.

Scaled Index Base Byte

Many 80386–80486 extended memory operands are too complex to be represented by a single *mod-reg-r/m* byte. For these operands, a value of 100 in the *r/m* field signals the presence of a second encoding byte called the Scaled Index Base (SIB) byte. The SIB byte is made up of the following fields:

ss index base

ss Scaling Field. This two-bit field specifies one of the following scaling factors:

<i>ss</i>	Scale
00	1
01	2
10	4

11 8


index Index Register. This three-bit field specifies one of the following index registers:

<i>index</i>	Register
000	EAX
001	ECX
010	EDX
011	EBX
100	no index
101	EBP
110	ESI
111	EDI

Note ESP cannot be an index register. If the *index* field is 100, the *ss* field must be 00.

base Base Register. This 3-bit field combines with the *mod* field to specify the base register and the displacement. Note that the *base* field only specifies the base when the *r/m* field is 100. Otherwise, the *r/m* field specifies the base.

The possible combinations of the *mod*, *r/m*, *scale*, *index*, and *base* fields are as follows:



If a memory operand has a segment override, the entire instruction has one of the prefixes discussed in the preceding section, “Interpreting Encodings,” or one of the following prefixes for the segment registers available only on the 80386–80486:

Prefix	Segment
01100100 (64h)	FS
01100101 (65h)	GS

Example

Assume you want to calculate the encoding for the following statement (where **warray** is a 16-bit variable). Assume that the instruction is used in 16-bit mode.

```
add warray[eax+ecx*2], -3
```

First look up the encoding for the immediate-to-memory syntax of the **ADD** instruction:

```
100000sw mod,000,r/m disp (0, 1, or 2) data (1 or 2)
```

This encoding must be expanded to account for 80386–80486 extensions. Note that the instruction operates on 16-bit data in a 16-bit mode program. Therefore, the operand-size prefix is not needed. However, the instruction does use 32-bit

registers to calculate a 32-bit effective address. Thus the first byte of the encoding must be the effective address-size prefix, 01100111 (67h).

The *opcode* byte is the same (83h) as for the 80286 example described in the “Interpreting Encodings” section.

The *mod-reg-r/m* byte must specify a based indexed operand with a scaling factor of two. This operand cannot be specified with a single byte, so the encoding must also use the SIB byte. The value 100 in the *r/m* field specifies an SIB byte. The *reg* field is 000, as shown in the encoding. The *mod* field is 10 for operands that have base and scaled index registers and a 32-bit displacement. The combined *mod*, *reg*, and *r/m* fields for the second byte are 10000100 (84h).

The SIB byte is next. The scaling factor is 2, so the *ss* field is 01. The index register is ECX, so the *index* field is 001. The base register is EAX, so the *base* field is 000. The SIB byte is 01001000 (48h).

The next 4 bytes are the offset of **warray**. The low bytes are stored first. For this example, assume that **warray** is located at offset 10EFh. This offset only requires 2 bytes, but 4 must be supplied because of the addressing mode. A 32-bit address can be safely used in 16-bit mode as long as the upper word is 0.

The last byte of the instruction is used to store the 8-bit immediate value -3 (FDh). The encoding is shown here in hexadecimal:

```
67 83 84 48 00 00 EF 10 FD
```

Instructions

This section provides an alphabetical reference to the instructions for the 8086, 8088, 80286, 80386, and 80486 processors.

AAA ASCII Adjust After Addition

Adjusts the result of an addition to a decimal digit (0–9). The previous addition instruction should place its 8-bit sum in AL. If the sum is greater than 9h, AH is incremented and the carry and auxiliary carry flags are set. Otherwise, the carry and auxiliary carry flags are cleared.

Flags

```
O D I T S Z A P C
?           ? ? ± ? ±
```

Encoding	00110111			
	Syntax	Examples	CPU	Clock Cycles
	AAA	aaa	88/86	8
			286	3
			386	4
			486	3

AAD ASCII Adjust Before Division

Converts unpacked BCD digits in AH (most significant digit) and AL (least significant digit) to a binary number in AX. This instruction is often used to prepare an unpacked BCD number in AX for division by an unpacked BCD digit in an 8-bit register.

Flags O D I T S Z A P C
 ? ± ± ? ± ?

Encoding	11010101 00001010			
	Syntax	Examples	CPU	Clock Cycles
	AAD	aad	88/86	60
			286	14
			386	19
			486	14

AAM ASCII Adjust After Multiply

Converts an 8-bit binary number less than 100 decimal in AL to an unpacked BCD number in AX. The most significant digit goes in AH and the least significant in AL. This instruction is often used to adjust the product after a **MUL** instruction that multiplies unpacked BCD digits in AH and AL. It is also used to adjust the quotient after a **DIV** instruction that divides a binary number less than 100 decimal in AX by an unpacked BCD number.

Flags O D I T S Z A P C
? ± ± ? ± ?

Encoding 11010100 00001010

Syntax	Examples	CPU	Clock Cycles
AAM	aam	88/86	83
		286	16
		386	17
		486	15

AAS ASCII Adjust After Subtraction

Adjusts the result of a subtraction to a decimal digit (0–9). The previous subtraction instruction should place its 8-bit result in AL. If the result is greater than 9h, AH is decremented and the carry and auxiliary carry flags are set. Otherwise, the carry and auxiliary carry flags are cleared.

Flags O D I T S Z A P C
? ? ? ± ? ±

Encoding 00111111

Syntax	Examples	CPU	Clock Cycles
AAS	aas	88/86	8
		286	3
		386	4
		486	3

ADC Add with Carry

Adds the source operand, the destination operand, and the value of the carry flag. The result is assigned to the destination operand. This instruction is used to add the more significant portions of numbers that must be added in multiple registers.

Flags O D I T S Z A P C
± ± ± ± ± ± ±

Encoding 000100dw mod,reg,r/m disp (0, 1, or 2)

Syntax	Examples	CPU	Clock Cycles
ADC <i>reg,reg</i>	adc dx, cx	88/86	3
		286	2
		386	2
		486	1
ADC <i>mem,reg</i>	adc WORD PTR m32[2], dx	88/86	16+EA (W88=24+EA)
		286	7
		386	7
		486	3
ADC <i>reg,mem</i>	adc dx, WORD PTR m32[2]	88/86	9+EA (W88=13+EA)
		286	7
		386	6
		486	2

Encoding 100000sw mod, 010,r/m disp (0, 1, or 2) data (1 or 2)

Syntax	Examples	CPU	Clock Cycles
ADC <i>reg,immed</i>	adc dx, 12	88/86	4
		286	3
		386	2
		486	1
ADC <i>mem,immed</i>	adc WORD PTR m32[2], 16	88/86	17+EA (W88=23+EA)
		286	7
		386	7
		486	3

Encoding 0001010w data (1 or 2)

Syntax	Examples	CPU	Clock Cycles
ADC <i>accum,immed</i>	adc ax, 5	88/86	4
		286	3
		386	2
		486	1

ADD Add

Adds the source and destination operands and puts the sum in the destination operand.

Flags

O D I T S Z A P C
± ± ± ± ± ± ±

Encoding

000000dw *mod,reg,r/m disp (0, 1, or 2)*

Syntax	Examples	CPU	Clock Cycles
ADD <i>reg,reg</i>	add ax, bx	88/86	3
		286	2
		386	2
		486	1
ADD <i>mem,reg</i>	add total, cx add array[bx+di], dx	88/86	16+EA (W88=24+EA)
		286	7
		386	7
		486	3
ADD <i>reg,mem</i>	add cx, incr add dx, [bp+6]	88/86	9+EA (W88=13+EA)
		286	7
		386	6
		486	2

Encoding

100000sw *mod, 000,r/m disp (p,1, or2) data (1or2)*

Syntax	Examples	CPU	Clock Cycles
ADD <i>reg,immed</i>	add bx, 6	88/86	4
		286	3
		386	2
		486	1
ADD <i>mem,immed</i>	add amount, 27 add pointers[bx][si], 6	88/86	17+EA (W88=23+EA)
		286	7
		386	7
		486	3

Encoding

0000010w *data (1 or 2)*

Syntax	Examples	CPU	Clock Cycles
ADD <i>accum,immed</i>	add ax, 10	88/86	4
		286	3
		386	2
		486	1

AND Logical AND

Performs a bitwise AND operation on the source and destination operands and stores the result in the destination operand. For each bit position in the operands, if both bits are set, the corresponding bit of the result is set. Otherwise, the corresponding bit of the result is cleared.

Flags O D I T S Z A P C
0 ± ± ? ± 0

Encoding 001000dw mod,reg,r/m disp (0, 1, or 2)

Syntax	Examples	CPU	Clock Cycles
AND <i>reg,reg</i>	and dx, bx	88/86	3
		286	2
		386	2
		486	1
AND <i>mem,reg</i>	and bitmask, bx and [bp+2], dx	88/86	16+EA (W88=24+EA)
		286	7
		386	7
		486	3
AND <i>reg,mem</i>	and bx, masker and dx, marray[bx+di]	88/86	9+EA (W88=13+EA)
		286	7
		386	6
		486	2

Encoding 100000sw mod, 100, r/m disp (0, 1, or 2) data (1 or 2)

Syntax	Examples	CPU	Clock Cycles
AND <i>reg,immed</i>	and dx, 0F7h	88/86	4
		286	3
		386	2
		486	1
AND <i>mem,immed</i>	and masker, 1001b	88/86	17+EA(W88=24+EA)
		286	7
		386	7
		486	3

Encoding 0010010w data (1 or 2)

Syntax	Examples	CPU	Clock Cycles
AND <i>accum,immed</i>	and ax, 0B6h	88/86	4
		286	3
		386	2
		486	1

ARPL Adjust Requested Privilege Level

80286–80486 Protected Only Verifies that the destination Requested Privilege Level (RPL) field (bits 0 and 1 of a selector value) is less than the source RPL field. If it is not, **ARPL** adjusts the destination RPL to match the source RPL. The destination operand should be a 16-bit memory or register operand containing the value of a selector. The source operand should be a 16-bit register containing the test value. The zero flag is set if the destination is adjusted; otherwise, the flag is cleared. **ARPL** is useful only in 80286–80486 protected mode. See Intel documentation for details on selectors and privilege levels.

Flags O D I T S Z A P C
±

Encoding 01100011 *mod,reg,r/m disp (0, 1, or 2)*

Syntax	Examples	CPU	Clock Cycles
ARPL <i>reg,reg</i>	arpl ax, cx	88/86 286 386 486	— 10 20 9
ARPL <i>mem,reg</i>	arpl selector, dx	88/86 286 386 486	— 11 21 9

BOUND Check Array Bounds

80286–80486 Only Verifies that a signed index value is within the bounds of an array. The destination operand can be any 16-bit register containing the index to be checked. The source operand must then be a 32-bit memory operand in which the low and high words contain the starting and ending values, respectively, of the array. (On the 80386–80486 processors, the destination operand can be a 32-bit register; in this case, the source operand must be a 64-bit operand made up of 32-bit bounds.) If the source operand is less than the first bound or greater than the last bound, an interrupt 5 is generated. The instruction pointer pushed by the interrupt (and returned by **IRET**) points to the **BOUND** instruction rather than to the next instruction.

Flags No change

Encoding 01100010 *mod, reg, r/m disp (2)*

Syntax	Examples	CPU	Clock Cycles
BOUND <i>reg16, mem32</i>	bound <i>di, base-4</i>	88/86	—
BOUND <i>reg32, mem64*</i>		286	<i>noj</i> =13†
		386	<i>noj</i> =10†
		486	<i>noj</i> =7

* 80386–80486 only.

† See **INT** for timings if interrupt 5 is called.

BSF/BSR Bit Scan

80386–80486 Only Scans an operand to find the first set bit. If a set bit is found, the zero flag is cleared and the destination operand is loaded with the bit index of the first set bit encountered. If no set bit is found, the zero flag is set. **BSF** (Bit Scan Forward) scans from bit 0 to the most significant bit. **BSR** (Bit Scan Reverse) scans from the most significant bit of an operand to bit 0.

Flags O D I T S Z A P C
±

Encoding 00001111 10111100 *mod, reg, r/m disp (0, 1, 2, or 4)*

Syntax	Examples	CPU	Clock Cycles
BSF <i>reg16, reg16</i>	bsf <i>cx, bx</i>	88/86	—
BSF <i>reg32, reg32</i>		286	—
		386	10+3 <i>n</i> *
		486	6–42†
BSF <i>reg16, mem16</i>	bsf <i>ecx, bitmask</i>	88/86	—
BSF <i>reg32, mem32</i>		286	—
		386	10+3 <i>n</i> *
		486	7–43§

Encoding 00001111 10111101 *mod, reg, r/m disp (0, 1, 2, or 4)*

Syntax	Examples	CPU	Clock Cycles
BSR <i>reg16,reg16</i>	bsr <i>cx, dx</i>	88/86	—
BSR <i>reg32,reg32</i>		286	—
		386	10+3 <i>n</i> *
		486	103 – 3 <i>n</i> #
BSR <i>reg16,mem16</i>	bsr <i>eax, bi tmask</i>	88/86	—
BSR <i>reg32,mem32</i>		286	—
		386	10+3 <i>n</i> *
		486	104 – 3 <i>n</i> #

* *n* = bit position from 0 to 31.

clocks = 6 if second operand equals 0.

† Clocks = 8 +

4 for each byte scanned +

3 for each nibble scanned +

3 for each bit scanned in last nibble

or 6 if second operand equals 0.

§ Same as footnote above, but add 1 clock.

n = bit position from 0 to 31.

clocks = 7 if second operand equals 0.

BSWAP Byte Swap

80486 Only Takes a single 32-bit register as operand and exchanges the first byte with the fourth, and the second byte with the third. This instruction does not alter any bit values within the bytes and is useful for quickly translating between 8086-family byte storage and storage schemes in which the high byte is stored first.

Flags No change

Encoding 00001111 11001 *reg*

Syntax	Examples	CPU	Clock Cycles
BSWAP <i>reg32</i>	bswap <i>eax</i>	88/86	—
	bswap <i>ebx</i>	286	—
		386	—
		486	1

BT/BTC/BTR/BTS Bit Tests

80386–80486 Only Copies the value of a specified bit into the carry flag, where it can be tested by a **JC** or **JNC** instruction. The destination operand specifies the value in which the bit is located; the source operand specifies the bit position. **BT** simply copies the bit to the flag. **BTC** copies the bit and complements (toggles) it in the destination. **BTR** copies the bit and resets (clears) it in the destination. **BTS** copies the bit and sets it in the destination.

Flags O D I T S Z A P C
±

Encoding 00001111 10111010 *mod, BBB*,r/m disp (0, 1, 2, or 4) data (1)*

Syntax	Examples	CPU	Clock Cycles
BT <i>reg16,immed8</i> †	bt ax , 4	88/86 286 386 486	— — 3 3
BTC <i>reg16,immed8</i> †	bts ax , 4	88/86	—
BTR <i>reg16,immed8</i> †	btr bx , 17	286	—
BTS <i>reg16,immed8</i> †	btc edi , 4	386 486	6 6
BT <i>mem16,immed8</i> †	btr DWORD PTR [si], 27	88/86 286	— —
	btc col or[di] , 4	386 486	6 3
BTC <i>mem16,immed8</i> †	btc DWORD PTR	88/86	—
BTR <i>mem16,immed8</i> †	[bx], 27	286	—
BTS <i>mem16,immed8</i> †	btc maski t , 4	386	8
	btr col or[di] , 4	486	8

Encoding 00001111 10BBB011* *mod, reg, r/m disp (0, 1, 2, or 4)*

Syntax	Examples	CPU	Clock Cycles
BT <i>reg16,reg16</i> †	bt ax , bx	88/86 286 386 486	— — 3 3
BTC <i>reg16,reg16</i> †	btc eax , ebx	88/86	—
BTR <i>reg16,reg16</i> †	bts bx , ax	286	—
BTS <i>reg16,reg16</i> †	btr cx , di	386 486	6 6

Syntax	Examples	CPU	Clock Cycles
BT <i>mem16,reg16</i> [†]	bt [bx], dx	88/86	—
		286	—
		386	12
		486	8
BTC <i>mem16,reg16</i> [†]	bts flags[bx], cx	88/86	—
BTR <i>mem16,reg16</i> [†]	btr rotate, cx	286	—
BTS <i>mem16,reg16</i> [†]	btc [bp+8], si	386	13
		486	13

* *BBB* is 100 for **BT**, 111 for **BTC**, 110 for **BTR**, and 101 for **BTS**.

[†] Operands also can be 32 bits (*reg32* and *mem32*).

CALL Call Procedure

Calls a procedure. The instruction pushes the address of the next instruction onto the stack and jumps to the address specified by the operand. For **NEAR** calls, the offset (IP) is pushed and the new offset is loaded into IP.

For **FAR** calls, the segment (CS) is pushed and the new segment is loaded into CS. Then the offset (IP) is pushed and the new offset is loaded into IP. A subsequent **RET** instruction can pop the address so that execution continues with the instruction following the call.

Flags No change

Encoding 11101000 *disp* (2)

Syntax	Examples	CPU	Clock Cycles
CALL <i>label</i>	call upcase	88/86	19 (88=23)
		286	7+m
		386	7+m
		486	3

Encoding 10011010 *disp* (4)

Syntax	Examples	CPU	Clock Cycles
CALL <i>label</i>	call FAR PTR job call di stant	88/86	28 (88=36)
		286	13+m,pm=26+m*
		386	17+m,pm=34+m*
		486	18,pm=20*

Encoding 11111111 *mod,010,r/m*

Syntax	Examples	CPU	Clock Cycles
CALL <i>reg</i>	call <i>ax</i>	88/86	16 (88=20)
		286	7+m
		386	7+m
		486	5
CALL <i>mem16</i>	call <i>pointer</i>	88/86	21+EA (88=29+EA)
CALL <i>mem32</i> †	call [bx]	286	11+m
		386	10+m
		486	5

Encoding 11111111 *mod,011,r/m*

Syntax	Examples	CPU	Clock Cycles
CALL <i>mem32</i>	call <i>far_table[di]</i>	88/86	37+EA (88=53+EA)
CALL <i>mem48</i> †	call DWORD PTR [bx]	286	16+m, <i>pm</i> =29+m*
		386	22+m, <i>pm</i> =38+m*
		486	17, <i>pm</i> =20*

* Timings for calls through call and task gates are not shown, since they are used primarily in operating systems.

† 80386–80486 32-bit addressing mode only.

CBW Convert Byte to Word

Converts a signed byte in AL to a signed word in AX by extending the sign bit of AL into all bits of AH.

Flags No change

Encoding 10011000*

Syntax	Examples	CPU	Clock Cycles
CBW	cbw	88/86	2
		286	2
		386	3
		486	3

* **CBW** and **CWDE** have the same encoding with two exceptions: in 32-bit mode, **CBW** is preceded by the operand-size byte (66h) but **CWDE** is not; in 16-bit mode, **CWDE** is preceded by the operand-size byte but **CBW** is not.

CDQ Convert Double to Quad

80386–80486 Only Converts the signed doubleword in EAX to a signed quadword in the EDX:EAX register pair by extending the sign bit of EAX into all bits of EDX.

Flags No change

Encoding 10011001*

Syntax	Examples	CPU	Clock Cycles
CDQ	cdq	88/86 286 386 486	— — 2 3

* **CWD** and **CDQ** have the same encoding with two exceptions: in 32-bit mode, **CWD** is preceded by the operand-size byte (66h) but **CDQ** is not; in 16-bit mode, **CDQ** is preceded by the operand-size byte but **CWD** is not.

CLC Clear Carry Flag

Clears the carry flag.

Flags O D I T S Z A P C
0

Encoding 11111000

Syntax	Examples	CPU	Clock Cycles
CLC	cl c	88/86 286 386 486	2 2 2 2

CLD Clear Direction Flag

Clears the direction flag. All subsequent string instructions will process up (from low addresses to high addresses) by increasing the appropriate index registers.

Flags O D I T S Z A P C
0

Encoding 11111100

Syntax	Examples	CPU	Clock Cycles
CLD	<code>cld</code>	88/86	2
		286	2
		386	2
		486	2

CLI Clear Interrupt Flag

Clears the interrupt flag. When the interrupt flag is cleared, maskable interrupts are not recognized until the flag is set again with the **STI** instruction. In protected mode, **CLI** clears the flag only if the current task's privilege level is less than or equal to the value of the IOPL flag. Otherwise, a general-protection fault occurs.

Flags O D I T S Z A P C
0

Encoding 11111010

Syntax	Examples	CPU	Clock Cycles
CLI	<code>cli</code>	88/86	2
		286	3
		386	3
		486	5

CLTS Clear Task-Switched Flag

80286–80486 Privileged Only Clears the task-switched flag in the Machine Status Word (MSW) of the 80286, or the CR0 register of the 80386–80486. This instruction can be used only in system software executing at privilege level

0. See Intel documentation for details on the task-switched flag and other privileged-mode concepts.

Flags No change
 Encoding 00001111 00000110

Syntax	Examples	CPU	Clock Cycles
CLTS	clts	88/86 286 386 486	— 2 5 7

CMC Complement Carry Flag

Complements (toggles) the carry flag.

Flags O D I T S Z A P C
 ±
 Encoding 11110101

Syntax	Examples	CPU	Clock Cycles
CMC	cmc	88/86 286 386 486	2 2 2 2

CMP Compare Two Operands

Compares two operands as a test for a subsequent conditional-jump or set instruction. **CMP** does this by subtracting the source operand from the destination operand and setting the flags according to the result. **CMP** is the same as the **SUB** instruction, except that the result is not stored.

Flags O D I T S Z A P C
 ± ± ± ± ± ±

Encoding 001110dw *mod, reg, r/m disp (0, 1, or 2)*

Syntax	Examples	CPU	Clock Cycles
CMP <i>reg,reg</i>	cmp <i>di, bx</i> cmp <i>dl, cl</i>	88/86	3
		286	2
		386	2
		486	1
CMP <i>mem,reg</i>	cmp <i>maximum, dx</i> cmp <i>array[si], bl</i>	88/86	9+EA
		286	(W88=13+EA)
		386	7
		486	5
CMP <i>reg,mem</i>	cmp <i>dx, minimum</i> cmp <i>bh, array[si]</i>	88/86	9+EA
		286	(W88=13+EA)
		386	6
		486	6
			2

Encoding 100000sw *mod, 111,r/m disp (0, 1, or 2) data (1 or 2)*

Syntax	Examples	CPU	Clock Cycles
CMP <i>reg,immed</i>	cmp <i>bx, 24</i>	88/86	4
		286	3
		386	2
		486	1
CMP <i>mem,immed</i>	cmp <i>WORD PTR [di], 4</i> cmp <i>tester, 4000</i>	88/86	10+EA
		286	(W88=14+EA)
		386	6
		486	5
			2

Encoding 0011110w *data (1 or 2)*

Syntax	Examples	CPU	Clock Cycles
CMP <i>accum,immed</i>	cmp <i>ax, 1000</i>	88/86	4
		286	3
		386	2
		486	1

CMPS/CMPSB/CMPSW/CMPSD Compare String

Compares two strings. DS:SI must point to the source string and ES:DI must point to the destination string (even if operands are given). For each comparison, the destination element is subtracted from the source element and the flags are updated to reflect the result (although the result is not stored). DI and SI are adjusted according to the size of the operands and the status of the direction flag. They are increased if the direction flag has been cleared with **CLD**, or decreased if the direction flag has been set with **STD**.

If the **CMPS** form of the instruction is used, operands must be provided to indicate the size of the data elements to be processed. A segment override can be given for the source (but not for the destination). If **CMPSB** (bytes), **CMPSW** (words), or **CMPSD** (doublewords on the 80386–80486 only) is used, the instruction determines the size of the data elements to be processed.

CMPS and its variations are normally used with repeat prefixes. **REPNE** (or **REPNZ**) is used to find the first match between two strings. **REPE** (or **REPZ**) is used to find the first mismatch. Before the comparison, CX should contain the maximum number of elements to compare. After a **REPNE CMPS**, the zero flag is clear if no match was found. After a **REPE CMPS**, the zero flag is set if no mismatch was found.

When the instruction finishes, ES:DI and DS:SI point to the element that follows (if the direction flag is clear) or precedes (if the direction flag is set) the match or mismatch. If CX decrements to 0, ES:DI and DS:SI point to the element that follows or precedes the last comparison. The zero flag is set or clear according to the result of the last comparison, not according to the value of CX.

Flags O D I T S Z A P C
 ± ± ± ± ± ±

Encoding 1010011 w

Syntax	Examples	CPU	Clock Cycles
CMPS [<i>segreg:</i>] <i>src</i> , [ES:] <i>dest</i>	cmps <i>source</i> , es: <i>dest</i>	88/86	22 ($W88=30$)
CMPSB [[<i>segreg:</i> [<i>src</i> ,] ES:] <i>dest</i>]	repne cmpsb	286	8
CMPSW [[<i>segreg:</i> [<i>src</i> ,] ES:] <i>dest</i>]	repe cmpsb	386	10
CMPSD [[<i>segreg:</i> [<i>src</i> ,] ES:] <i>dest</i>]	repne cmpsd	486	8

CMPXCHG Compare and Exchange

80486 Only Compares the destination operand to the accumulator (AL, AX, or EAX). If equal, the source operand is copied to the destination. Otherwise, the destination is copied to the accumulator. The instruction sets flags according to the result of the comparison.

Flags O D I T S Z A P C
± ± ± ± ± ± ± ±

Encoding 00001111 1011000*b* *mod, reg, r/m disp (0, 1, or 2)*

Syntax	Examples	CPU	Clock Cycles
CMPXCHG <i>mem,reg</i>	cmpxchg <i>warr[bx], cx</i>	88/86	—
	cmpxchg <i>string, bl</i>	286	—
		386	—
		486	7–10
CMPXCHG <i>reg,reg</i>	cmpxchg <i>dl, cl</i>	88/86	—
	cmpxchg <i>bx, dx</i>	286	—
		386	—
		486	6

CWD Convert Word to Double

Converts the signed word in AX to a signed doubleword in the DX:AX register pair by extending the sign bit of AX into all bits of DX.

Flags O D I T S Z A P C
± ± ± ± ± ± ± ±

Encoding 10011001*

Syntax	Examples	CPU	Clock Cycles
CWD	cwd	88/86	5
		286	2
		386	2
		486	3

* **CWD** and **CDQ** have the same encoding with two exceptions: in 32-bit mode, **CWD** is preceded by the operand-size byte (66h) but **CDQ** is not; in 16-bit mode, **CDQ** is preceded by the operand-size byte but **CWD** is not.

CWDE Convert Word to Extended Double

80386–80486 Only Converts a signed word in AX to a signed doubleword in EAX by extending the sign bit of AX into all bits of EAX.

Flags No change

Encoding 10011000*

Syntax	Examples	CPU	Clock Cycles
CWDE	<code>cwde</code>	88/86 286 386 486	— — 3 3

* **CBW** and **CWDE** have the same encoding with two exceptions: in 32-bit mode, **CBW** is preceded by the operand-size byte (66h) but **CWDE** is not; in 16-bit mode, **CWDE** is preceded by the operand-size byte but **CBW** is not.

DAA Decimal Adjust After Addition

Adjusts the result of an addition to a packed BCD number (less than 100 decimal). The previous addition instruction should place its 8-bit binary sum in AL. **DAA** converts this binary sum to packed BCD format with the least significant decimal digit in the lower four bits and the most significant digit in the upper four bits. If the sum is greater than 99h after adjustment, the carry and auxiliary carry flags are set. Otherwise, the carry and auxiliary carry flags are cleared.

Flags O D I T S Z A P C
? ± ± ± ± ±

Encoding 00100111

Syntax	Examples	CPU	Clock Cycles
DAA	<code>daa</code>	88/86 286 386 486	4 3 4 2

DAS Decimal Adjust After Subtraction

Adjusts the result of a subtraction to a packed BCD number (less than 100 decimal). The previous subtraction instruction should place its 8-bit binary result in AL. **DAS** converts this binary sum to packed BCD format with the least significant decimal digit in the lower four bits and the most significant digit in the upper four bits. If the sum is greater than 99h after adjustment, the carry and auxiliary carry flags are set. Otherwise, the carry and auxiliary carry flags are cleared.

Flags O D I T S Z A P C
? ± ± ± ± ±

Encoding 00101111

Syntax	Examples	CPU	Clock Cycles
DAS	das	88/86	4
		286	3
		386	4
		486	2

DEC Decrement

Subtracts 1 from the destination operand. Because the operand is treated as an unsigned integer, the **DEC** instruction does not affect the carry flag. To detect any effects on the carry flag, use the **SUB** instruction.

Flags O D I T S Z A P C
± ± ± ± ±

Encoding 1111111w *mod, 001, r/m disp (0, 1, or 2)*

Syntax	Examples	CPU	Clock Cycles
DEC <i>reg8</i>	dec <i>cl</i>	88/86	3
		286	2
		386	2
		486	1
DEC <i>mem</i>	dec <i>counter</i>	88/86	15+EA (W88=23+EA)
		286	7
		386	6
		486	3

Encoding	01001 <i>reg</i>			
	Syntax	Examples	CPU	Clock Cycles
	DEC <i>reg16</i>	dec ax	88/86	3
	DEC <i>reg32*</i>		286	2
			386	2
			486	1

* 80386–80486 only.

DIV Unsigned Divide

Divides an implied destination operand by a specified source operand. Both operands are treated as unsigned numbers. If the source (divisor) is 16 bits wide, the implied destination (dividend) is the DX:AX register pair. The quotient goes into AX and the remainder into DX. If the source is 8 bits wide, the implied destination operand is AX. The quotient goes into AL and the remainder into AH. On the 80386–80486, if the source is EAX, the quotient goes into EAX and the remainder into EDX.

Flags O D I T S Z A P C
? ? ? ? ? ? ?

Encoding 1111011*w mod, 110,r/m disp (0, 1, or 2)*

	Syntax	Examples	CPU	Clock Cycles
	DIV <i>reg</i>	di v cx di v dl	88/86	<i>b</i> =80–90, <i>w</i> =144–162
			286	<i>b</i> =14, <i>w</i> =22
			386	<i>b</i> =14, <i>w</i> =22, <i>d</i> =38
			486	<i>b</i> =16, <i>w</i> =24, <i>d</i> =40
	DIV <i>mem</i>	di v [bx] di v fsi ze	88/86	(<i>b</i> =86–96, <i>w</i> =150–168)+ <i>EA</i> *
			286	<i>b</i> =17, <i>w</i> =25
			386	<i>b</i> =17, <i>w</i> =25, <i>d</i> =41
			486	<i>b</i> =16, <i>w</i> =24, <i>d</i> =40

* Word memory operands on the 8088 take (158–176)+*EA* clocks.

ENTER Make Stack Frame

80286-80486 Only Creates a stack frame for a procedure that receives parameters passed on the stack. When *immed16* is 0, **ENTER** is equivalent to **push bp**, followed by **mov bp, sp**. The first operand of the **ENTER** instruction specifies the number of bytes to reserve for local variables. The second operand specifies the nesting level for the procedure. The nesting level should be 0 for languages that do not allow access to local variables of higher-level procedures (such as C, Basic, and FORTRAN). See the complementary instruction **LEAVE** for a method of exiting from a procedure.

Flags No change

Encoding 11001000 *data (2)* *data (1)*

Syntax	Examples	CPU	Clock Cycles
ENTER <i>immed16,0</i>	enter 4, 0	88/86	—
		286	11
		386	10
		486	14
ENTER <i>immed16,1</i>	enter 0, 1	88/86	—
		286	15
		386	12
		486	17
ENTER <i>immed16,immed8</i>	enter 6, 4	88/86	—
		286	$12+4(n-1)$
		386	$15+4(n-1)$
		486	$17+3n$

HLT Halt

Stops CPU execution until an interrupt restarts execution at the instruction following **HLT**. In protected mode, this instruction works only in privileged mode.

Flags No change

Encoding	11110100			
	Syntax	Examples	CPU	Clock Cycles
	HLT	hl t	88/86 286 386 486	2 2 5 4

IDIV Signed Divide

Divides an implied destination operand by a specified source operand. Both operands are treated as signed numbers. If the source (divisor) is 16 bits wide, the implied destination (dividend) is the DX:AX register pair. The quotient goes into AX and the remainder into DX. If the source is 8 bits wide, the implied destination is AX. The quotient goes into AL and the remainder into AH. On the 80386–80486, if the source is EAX, the quotient goes into EAX and the remainder into EDX.

Flags O D I T S Z A P C
 ? ? ? ? ? ?

Encoding 1111011w mod, 111,r/m disp (0, 1, or 2)

Syntax	Examples	CPU	Clock Cycles
IDIV <i>reg</i>	i di v bx i di v dl	88/86	<i>b</i> =101–112, <i>w</i> =165–184
		286	<i>b</i> =17, <i>w</i> =25
		386	<i>b</i> =19, <i>w</i> =27, <i>d</i> =43
		486	<i>b</i> =19, <i>w</i> =27, <i>d</i> =43
IDIV <i>mem</i>	i di v i temp	88/86	(<i>b</i> =107–118, <i>w</i> =171–190)+ <i>EA</i> *
		286	<i>b</i> =20, <i>w</i> =28
		386	<i>b</i> =22, <i>w</i> =30, <i>d</i> =46
		486	<i>b</i> =20, <i>w</i> =28, <i>d</i> =44

* Word memory operands on the 8088 take (175–194)+*EA* clocks.

IMUL Signed Multiply

Multiplies an implied destination operand by a specified source operand. Both operands are treated as signed numbers. If a single 16-bit operand is given, the implied destination is AX and the product goes into the DX:AX register pair. If a single 8-bit operand is given, the implied destination is AL and the product goes into AX. On the 80386–80486, if the operand is EAX, the product goes into the EDX:EAX register pair. The carry and overflow flags are set if the product is sign-extended into DX for 16-bit operands, into AH for 8-bit operands, or into EDX for 32-bit operands.

Two additional syntaxes are available on the 80186–80486 processors. In the two-operand form, a 16-bit register gives one of the factors and serves as the destination for the result; a source constant specifies the other factor. In the three-operand form, the first operand is a 16-bit register where the result will be stored, the second is a 16-bit register or memory operand containing one of the factors, and the third is a constant representing the other factor. With both variations, the overflow and carry flags are set if the result is too large to fit into the 16-bit destination register. Since the low 16 bits of the product are the same for both signed and unsigned multiplication, these syntaxes can be used for either signed or unsigned numbers. On the 80386–80486, the operands can be either 16 or 32 bits wide.

A fourth syntax is available on the 80386–80486. Both the source and destination operands can be given specifically. The source can be any 16- or 32-bit memory operand or general-purpose register. The destination can be any general-purpose register of the same size. The overflow and carry flags are set if the product does not fit in the destination.

Flags O D I T S Z A P C
± ? ? ? ? ±

Encoding 1111011w mod, 101, r/m disp (0, 1, or 2)

Syntax	Examples	CPU	Clock Cycles
IMUL <i>reg</i>	i mul dx	88/86	$b=80-98, w=128-154$
		286	$b=13, w=21$
		386	$b=9-14, w=9-22, d=9-38^*$
		486	$b=13-18, w=13-26, d=13-42$
IMUL <i>mem</i>	i mul factor	88/86	$(b=86-104, w=134-160)+EA^\dagger$
		286	$b=16, w=24$
		386	$b=12-17, w=12-25, d=12-41^*$
		486	$b=13-18, w=13-26, d=13-42$

* The 80386–80486 processors have an early-out multiplication algorithm. Therefore, multiplying an 8-bit or 16-bit value in EAX takes the same time as multiplying the value in AL or AX.

† Word memory operands on the 8088 take $(138-164)+EA$ clocks.

Encoding 011010s1 mod, reg, r/m disp (0, 1, or 2) data (1 or 2)

Syntax	Examples	CPU	Clock Cycles
IMUL <i>reg16, immed</i>	i mul cx, 25	88/86	—
		286	21
IMUL <i>reg32, immed*</i>		386	$b=9-14, w=9-22, d=9-38^\dagger$
		486	$b=13-18, w=13-26, d=13-42$

IMUL <i>reg16,reg16,immed</i>	i mul	88/86	—
IMUL <i>reg32,reg32,immed*</i>	dx, ax, 18	286	21
		386	<i>b=9-14,w=9-22,d=9-38†</i>
		486	<i>b=13-18,w=13-26,d=13-42</i>

Syntax	Examples	CPU	Clock Cycles
IMUL <i>reg16,mem16,immed</i>	i mul	88/86	—
IMUL <i>reg32,mem32,immed*</i>	bx, [si], 60	286	24
		386	<i>b=12–17,w=12–25,d=12–41</i> †
		486	<i>b=13–18,w=13–26,d=13–42</i>

Encoding 00001111 10101111 *mod,reg,r/m disp (0, 1, or 2)*

Syntax	Examples	CPU	Clock Cycles
IMUL <i>reg16,reg16</i>	i mul cx, ax	88/86	—
IMUL <i>reg32,reg32*</i>		286	—
		386	<i>w=9–22,d=9–38</i>
		486	<i>b=13–18,w=13–26,d=13–42</i>
IMUL <i>reg16,mem16</i>	i mul	88/86	—
IMUL <i>reg32,mem32*</i>	dx, [si]	286	—
		386	<i>w=12–25,d=12–41</i>
		486	<i>b=13–18,w=13–26,d=13–42</i>

* 80386–80486 only.

† The variations depend on the source constant size; destination size is not a factor.

IN Input from Port

Transfers a byte or word (or doubleword on the 80386–80486) from a port to the accumulator register. The port address is specified by the source operand, which can be DX or an 8-bit constant. Constants can be used only for port numbers less than 255; use DX for higher port numbers. In protected mode, a general-protection fault occurs if **IN** is used when the current privilege level is greater than the value of the IOPL flag.

Flags No change

Encoding 1110010w *data (1)*

Syntax	Examples	CPU	Clock Cycles
IN <i>accum,immed</i>	i n ax, 60h	88/86	10 (<i>W88=14</i>)
		286	5
		386	<i>12,pm=6,26*</i>
		486	<i>14,pm=9,29*†</i>

Encoding 1110110w

Syntax	Examples	CPU	Clock Cycles
IN <i>accum,DX</i>	in ax, dx in al, dx	88/86	8 ($W88=12$)
		286	5
		386	13, $pm=7,27^*$
		486	14, $pm=8,28^{*\dagger}$

* First protected-mode timing: $CPL \leq IOPL$. Second timing: $CPL > IOPL$.

† Takes 27 clocks in virtual 8086 mode.

INC Increment

Adds 1 to the destination operand. Because the operand is treated as an unsigned integer, the **INC** instruction does not affect the carry flag. If a signed carry requires detection, use the **ADD** instruction.

Flags O D I T S Z A P C
± ± ± ± ± ± ± ±

Encoding 1111111w *mod,000,r/m disp (0, 1, or 2)*

Syntax	Examples	CPU	Clock Cycles
INC <i>reg8</i>	inc cl	88/86	3
		286	2
		386	2
		486	1
INC <i>mem</i>	inc vpage	88/86	15+ <i>EA</i> ($W88=23+EA$)
		286	7
		386	6
		486	3

Encoding 01000 *reg*

Syntax	Examples	CPU	Clock Cycles
INC <i>reg16</i>	inc bx	88/86	3
INC <i>reg32*</i>		286	2
		386	2
		486	1

* 80386–80486 only.

INS/INSB/INSW/INSD Input from Port to String

80286-80486 Only Receives a string from a port. The string is considered the destination and must be pointed to by ES:DI (even if an operand is given). The input port is specified in DX. For each element received, DI is adjusted according to the size of the operand and the status of the direction flag. DI is increased if the direction flag has been cleared with **CLD** or decreased if the direction flag has been set with **STD**.

If the **INS** form of the instruction is used, a destination operand must be provided to indicate the size of the data elements to be processed, and DX must be specified as the source operand containing the port number. A segment override is not allowed. If **INSB** (bytes), **INSW** (words), or **INSD** (doublewords on the 80386–80486 only) is used, the instruction determines the size of the data elements to be received.

INS and its variations are normally used with the **REP** prefix. Before the repeated instruction is executed, CX should contain the number of elements to be received. In protected mode, a general-protection fault occurs if **INS** is used when the current privilege level is greater than the value of the IOPL flag.

Flags No change

Encoding 0110110_w

Syntax	Examples	CPU	Clock Cycles
INS [[ES:] <i>dest</i> , DX	<code>i ns es: instr, dx</code>	88/86	—
INSB [[[ES:] <i>dest</i> , DX]	<code>rep insb</code>	286	5
INSW [[[ES:] <i>dest</i> , DX]	<code>rep insw</code>	386	15, <i>pm</i> =9,29*
INSD [[[ES:] <i>dest</i> , DX]	<code>rep insd</code>	486	17, <i>pm</i> =10,32*

* First protected-mode timing: CPL ≤ IOPL. Second timing: CPL > IOPL.

INT Interrupt

Generates a software interrupt. An 8-bit constant operand (0 to 255) specifies the interrupt procedure to be called. The call is made by indexing the interrupt number into the Interrupt Vector Table (IVT) starting at segment 0, offset 0. In real mode, the IVT contains 4-byte pointers to interrupt procedures. In privileged mode, the IVT contains 8-byte pointers.

When an interrupt is called in real mode, the flags, CS, and IP are pushed onto the stack (in that order), and the trap and interrupt flags are cleared. **STI** can be

used to restore interrupts. See Intel documentation and the documentation for your operating system for details on using and defining interrupts in privileged mode. To return from an interrupt, use the **IRET** instruction.

Flags O D I T S Z A P C
0 0

Encoding 11001101 *data (1)*

Syntax	Examples	CPU	Clock Cycles
INT <i>immed8</i>	i nt 25h	88/86	51 (88=71)
		286	23+m,pm=(40,78)+m*
		386	37,pm=59,99*
		486	30,pm=44,71*

Encoding 11001100

Syntax	Examples	CPU	Clock Cycles
INT 3	i nt 3	88/86	52 (88=72)
		286	23+m,pm=(40,78)+m*
		386	33,pm=59,99*
		486	26,pm=44,71*

* The first protected-mode timing is for interrupts to the same privilege level. The second is for interrupts to a higher privilege level. Timings for interrupts through task gates are not shown.

INTO Interrupt on Overflow

Generates Interrupt 4 if the overflow flag is set. The default MS-DOS behavior for Interrupt 4 is to return without taking any action. For **INTO** to have any effect, you must define an interrupt procedure for Interrupt 4.

Flags O D I T S Z A P C
± ±

Encoding 11001110

Syntax	Examples	CPU	Clock Cycles
INTO	i nto	88/86	53 (88=73),noj=4
		286	24+m,noj=3,pm=(40,78)+m*
		386	35,noj=3,pm=59,99*
		486	28,noj=3,pm=46,73*

* The first protected-mode timing is for interrupts to the same privilege level. The second is for interrupts to a higher privilege level. Timings for interrupts through task gates are not shown.

INVD Invalidate Data Cache

80486 Only Empties contents of the current data cache without writing changes to memory. Proper use of this instruction requires knowledge of how contents are placed in the cache. **INVD** is intended primarily for system programming. See Intel documentation for details.

Flags No change

Encoding 00001111 00001000

Syntax	Examples	CPU	Clock Cycles
INVD	<code>i nvd</code>	88/86 286 386 486	— — — 4

INVLPG Invalidate TLB Entry

80486 Only Invalidates an entry in the Translation Lookaside Buffer (TLB), used by the demand-paging mechanism in virtual-memory operating systems. The instruction takes a single memory operand and calculates the effective address of the operand, including the segment address. If the resulting address is mapped by any entry in the TLB, this entry is removed. Proper use of **INVLPG** requires understanding the hardware-supported demand-paging mechanism. **INVLPG** is intended primarily for system programming. See Intel documentation for details.

Flags No change

Encoding 00001111 00000001 *mod, reg, r/m disp (2)*

Syntax	Examples	CPU	Clock Cycles
INVLPG	<code>i nvl pg poi nter[bx]</code> <code>i nvl pg es: entry</code>	88/86 286 386 486	— — — 12*

* 11 clocks if address is not mapped by any TLB entry.

IRET/IRETD Interrupt Return

Returns control from an interrupt procedure to the interrupted code. In real mode, the **IRET** instruction pops IP, CS, and the flags (in that order) and resumes execution. See Intel documentation for details on **IRET** operation in privileged mode. On the 80386–80486, the **IRETD** instruction should be used to pop a 32-bit instruction pointer when returning from an interrupt called from a 32-bit segment. The **F** suffix prevents epilogue code from being generated when ending a **PROC** block. Use it to terminate interrupt service procedures.

Flags O D I T S Z A P C
± ± ± ± ± ± ± ± ±

Encoding 11001111

Syntax	Examples	CPU	Clock Cycles
IRET	<code>i ret</code>	88/86	32 (88=44)
IRETD*		286	17+m,pm=(31,55)+m†
IRETF		386	22,pm=38,82†
IRETDF*		486	15,pm=20,36

* 80386–80486 only.

† The first protected-mode timing is for interrupts to the same privilege level within a task. The second is for interrupts to a higher privilege level within a task. Timings for interrupts through task gates are not shown.

Jcondition Jump Conditionally

Transfers execution to the specified label if the flags condition is true. The *condition* is tested by checking the flags shown in the table on the following page. If *condition* is false, no jump is taken and program execution continues at the next instruction. On the 8086–80286 processors, the label given as the operand must be short (between –128 and +127 bytes from the instruction following the jump).* The 80386–80486 processors allow near jumps (–32,768 to +32,767 bytes). On the 80386–80486, the assembler generates the shortest jump possible, unless the jump size is explicitly specified.

When the 80386–80486 processors are in **FLAT** memory model, short jumps range from –128 to +127 bytes and near jumps range from –2 to +2 gigabytes. There are no far jumps.

Flags No change

Encoding	0111 <i>cond disp (1)</i>			
	Syntax	Examples	CPU	Clock Cycles
	Jcondition label	j g bigger	88/86	16, <i>noj</i> =4
		j o SHORT too_bi g	286	7+ <i>m,noj</i> =3
		j pe p_even	386	7+ <i>m,noj</i> =3
			486	3, <i>noj</i> =1

Encoding	00001111 1000 <i>cond disp (2)</i>			
	Syntax	Examples	CPU	Clock Cycles
	Jcondition label[†]	j e next	88/86	—
		j nae lesser	286	—
		j s negative	386	7+ <i>m,noj</i> =3
			486	3, <i>noj</i> =1

* If a source file for an 8086–80286 program contains a conditional jump outside the range of –128 to +127 bytes, the assembler emits a level 3 warning and generates two instructions (including an unconditional jump) that are the equivalent of the desired instruction. This behavior can be enabled and disabled with the **OPTION LJMP** and **OPTION NOLJMP** directives.

[†] Near labels are only available on the 80386–80486. They are the default.

Jump Conditions	Opcode*	Mnemonic	Flags Checked	Description
<i>size</i> 0010	JB/JNAE	CF=1	Jump if below/not above or equal (unsigned comparisons)	
<i>size</i> 0011	JAE/JNB	CF=0	Jump if above or equal/not below (unsigned comparisons)	
<i>size</i> 0110	JBE/JNA	CF=1 or ZF=1	Jump if below or equal/not above (unsigned comparisons)	
<i>size</i> 0111	JA/JNBE	CF=0 and ZF=0	Jump if above/not below or equal (unsigned comparisons)	
<i>size</i> 0100	JE/JZ	ZF=1	Jump if equal (zero)	
<i>size</i> 0101	JNE/JNZ	ZF=0	Jump if not equal (not zero)	
<i>size</i> 1100	JL/JNGE	SF_OF	Jump if less/not greater or equal (signed comparisons)	
<i>size</i> 1101	JGE/JNL	SF=OF	Jump if greater or equal/not less (signed comparisons)	
<i>size</i> 1110	JLE/JNG	ZF=1 or SF_OF	Jump if less or equal/not greater (signed comparisons)	
<i>size</i> 1111	JG/JNLE	ZF=0 and SF=OF	Jump if greater/not less or equal (signed comparisons)	
<i>size</i> 1000	JS	SF=1	Jump if sign	
<i>size</i> 1001	JNS	SF=0	Jump if not sign	

Opcode*	Mnemonic	Flags Checked	Description
size 0010	JC	CF=1	Jump if carry
size 0011	JNC	CF=0	Jump if not carry
size 0000	JO	OF=1	Jump if overflow
size 0001	JNO	OF=0	Jump if not overflow
size 1010	JP/JPE	PF=1	Jump if parity/parity even
size 1011	JNP/JPO	PF=0	Jump if no parity/parity odd

* The *size* bits are 0111 for short jumps or 1000 for 80386–80486 near jumps.

JCXZ/JECXZ Jump if CX is Zero

Transfers program execution to the specified label if CX is 0. On the 80386–80486, **JECXZ** can be used to jump if ECX is 0. If the count register is not 0, execution continues at the next instruction. The label given as the operand must be short (between –128 and +127 bytes from the instruction following the jump).

Flags No change

Encoding 11100011 *disp (1)*

Syntax	Examples	CPU	Clock Cycles
JCXZ <i>label</i>	<code>j cxz not found</code>	88/86	18, <i>noj</i> =6
JECXZ <i>label</i> *		286	8+ <i>m</i> , <i>noj</i> =4
		386	9+ <i>m</i> , <i>noj</i> =5
		486	8, <i>noj</i> =5

* 80386–80486 only.

JMP Jump Unconditionally

Transfers program execution to the address specified by the destination operand. Jumps are near (between –32,768 and +32,767 bytes from the instruction following the jump), or short (between –128 and +127 bytes), or far (in a different code segment). Unless a distance is explicitly specified, the assembler selects the shortest possible jump. With near and short jumps, the operand specifies a new IP address. With far jumps, the operand specifies new IP and CS addresses.

When the 80386–80486 processors are in **FLAT** memory model, short jumps range from –128 to +127 bytes and near jumps range from –2 to +2 gigabytes.

Flags No change

Encoding 11101011 *disp (1)*

Syntax	Examples	CPU	Clock Cycles
JMP <i>label</i>	j mp SHORT exit	88/86 286 386 486	15 7+m 7+m 3

Encoding 11101001 *disp (2*)*

Syntax	Examples	CPU	Clock Cycles
JMP <i>label</i>	j mp close j mp NEAR PTR di stant	88/86 286 386 486	15 7+m 7+m 3

Encoding 11101010 *disp (4*)*

Syntax	Examples	CPU	Clock Cycles
JMP <i>label</i>	j mp FAR PTR close j mp di stant	88/86 286 386 486	15 11+m,pm=23+m† 12+m,pm=27+m† 17,pm=19†

Encoding 11111111 *mod,100,r/m disp (0 or 2)*

Syntax	Examples	CPU	Clock Cycles
JMP <i>reg16</i>	j mp ax	88/86	11
JMP <i>mem32§</i>		286 386 486	7+m 7+m 5
JMP <i>mem16</i>	j mp WORD PTR [bx]	88/86	18+EA
JMP <i>mem32§</i>	j mp table[di] j mp DWORD PTR [si]	286 386 486	11+m 10+m 5

Encoding 11111111 *mod,101,r/m disp (4*)*

Syntax	Examples	CPU	Clock Cycles
JMP <i>mem32</i>	jmp fpointer [<i>si</i>]	88/86	24+ <i>EA</i>
JMP <i>mem48</i> §	jmp DWORD PTR [<i>bx</i>]	286	15+ <i>m</i> , <i>pm</i> =26+ <i>m</i>
	jmp DWORD PTR [<i>di</i>]	386	12+ <i>m</i> , <i>pm</i> =27+ <i>m</i>
		486	13, <i>pm</i> =18

* On the 80386–80486, the displacement can be 4 bytes for near jumps or 6 bytes for far jumps.

† Timings for jumps through call or task gates are not shown, since they are normally used only in operating systems.

§ 80386–80486 only. You can use **DWORD PTR** to specify near register-indirect jumps or **DWORD PTR** to specify far register-indirect jumps.

LAHF Load Flags into AH Register

Transfers bits 0 to 7 of the flags register to AH. This includes the carry, parity, auxiliary carry, zero, and sign flags, but not the trap, interrupt, direction, or overflow flags.

Flags No change

Encoding 10011111

Syntax	Examples	CPU	Clock Cycles
LAHF	lahf	88/86	4
		286	2
		386	2
		486	3

LAR Load Access Rights

80286-80486 Protected Only Loads the access rights of a selector into a specified register. The source operand must be a register or memory operand containing a selector. The destination operand must be a register that will receive the access rights if the selector is valid and visible at the current privilege level. The zero flag is set if the access rights are transferred, or cleared if they are not. See Intel documentation for details on selectors, access rights, and other privileged-mode concepts.

Flags O D I T S Z A P C
±

Encoding 00001111 00000010 *mod, reg, r/m disp (0, 1, 2, or 4)*

Syntax	Examples	CPU	Clock Cycles
LAR <i>reg16,reg16</i>	lar ax, bx	88/86	—
LAR <i>reg32,reg32*</i>		286	14
		386	15
		486	11
LAR <i>reg16,mem16</i>	lar cx, selector	88/86	—
LAR <i>reg32,mem32*</i>		286	16
		386	16
		486	11

* 80386–80486 only.

LDS/LES/LFS/LGS/LSS Load Far Pointer

Reads and stores the far pointer specified by the source memory operand. The instruction moves the pointer's segment value into DS, ES, FS, GS, or SS (depending on the instruction). Then it moves the pointer's offset value into the destination operand. The **LDS** and **LES** instructions are available on all processors. The **LFS**, **LGS**, and **LSS** instructions are available only on the 80386–80486.

Flags No change

Encoding 11000101 *mod, reg, r/m disp (2)*

Syntax	Examples	CPU	Clock Cycles
LDS <i>reg,mem</i>	lds si, fpointer	88/86	16+EA (88=24+EA)
		286	7, <i>pm</i> =21
		386	7, <i>pm</i> =22
		486	6, <i>pm</i> =12

Encoding 11000100 *mod, reg, r/m disp (2)*

Syntax	Examples	CPU	Clock Cycles
LES <i>reg,mem</i>	les di, fpointer	88/86	16+EA (88=24+EA)
		286	7, <i>pm</i> =21
		386	7, <i>pm</i> =22
		486	6, <i>pm</i> =12

Encoding	00001111	10110100	<i>mod, reg, r/m</i>	<i>disp (2 or 4)</i>		
	Syntax		Examples		CPU	Clock Cycles
	LFS <i>reg,mem</i>		lfs <i>edi, fpointer</i>		88/86	—
					286	—
					386	7, <i>pm</i> =25
					486	6, <i>pm</i> =12

Encoding	00001111	10110101	<i>mod, reg, r/m</i>	<i>disp (2 or 4)</i>		
	Syntax		Examples		CPU	Clock Cycles
	LGS <i>reg,mem</i>		lgs <i>bx, fpointer</i>		88/86	—
					286	—
					386	7, <i>pm</i> =25
					486	6, <i>pm</i> =12

Encoding	00001111	10110010	<i>mod, reg, r/m</i>	<i>disp (2 or 4)</i>		
	Syntax		Examples		CPU	Clock Cycles
	LSS <i>reg,mem</i>		lss <i>bp, fpointer</i>		88/86	—
					286	—
					386	7, <i>pm</i> =22
					486	6, <i>pm</i> =12

LEA Load Effective Address

Calculates the effective address (offset) of the source memory operand and stores the result in the destination register. If the source operand is a direct memory address, the assembler encodes the instruction in the more efficient **MOV reg, immediate** form (equivalent to **MOV reg, OFFSET mem**).

Flags No change

Encoding 10001101 *mod, reg, r/m* *disp (2)*

	Syntax		Examples		CPU	Clock Cycles
	LEA <i>reg16,mem</i>		lea <i>bx, npointer</i>		88/86	2+ <i>EA</i>
	LEA <i>reg32,mem*</i>				286	3
					386	2
					486	1†

* 80386–80486 only.

† 2 if index register used.

LEAVE High Level Procedure Exit

Terminates the stack frame of a procedure. **LEAVE** reverses the action of a previous **ENTER** instruction by restoring SP and BP to the values they had before the procedure stack frame was initialized. **LEAVE** is equivalent to **mov sp, bp**, followed by **pop bp**.

Flags No change

Encoding 11001001

Syntax	Examples	CPU	Clock Cycles
LEAVE	<code>leave</code>	88/86 286 386 486	— 5 4 5

LES/LFS/LGS Load Far Pointer to Extra Segment

See **LDS**.

LGDT/LIDT/LLDT Load Descriptor Table

Loads a value from an operand into a descriptor table register. **LGDT** loads into the Global Descriptor Table, **LIDT** into the Interrupt Vector Table, and **LLDT** into the Local Descriptor Table. These instructions are available only in privileged mode. See Intel documentation for details on descriptor tables and other protected-mode concepts.

Flags No change

Encoding 00001111 00000001 *mod, 010, r/m disp (2)*

Syntax	Examples	CPU	Clock Cycles
LGDT <i>mem48</i>	<code>lgdt descriptor</code>	88/86 286 386 486	— 11 11 11

Encoding	00001111	00000001	<i>mod, 011, r/m</i>	<i>disp (2)</i>		
	Syntax		Examples		CPU	Clock Cycles
	LIDT	<i>mem48</i>	l dt	descriptor	88/86	—
					286	12
					386	11
					486	11

Encoding	00001111	00000000	<i>mod, 010, r/m</i>	<i>disp (0, 1, or 2)</i>		
	Syntax		Examples		CPU	Clock Cycles
	LLDT	<i>reg16</i>	l1 dt	ax	88/86	—
					286	17
					386	20
					486	11
	LLDT	<i>mem16</i>	l1 dt	selector	88/86	—
					286	19
					386	24
					486	11

LMSW Load Machine Status Word

80286-80486 Privileged Only Loads a value from a memory operand into the Machine Status Word (MSW). This instruction is available only in privileged mode. See Intel documentation for details on the MSW and other protected-mode concepts.

Flags No change

Encoding	00001111	00000001	<i>mod, 110, r/m</i>	<i>disp (0, 1, or 2)</i>		
	Syntax		Examples		CPU	Clock Cycles
	LMSW	<i>reg16</i>	l msw	ax	88/86	—
					286	3
					386	10
					486	13
	LMSW	<i>mem16</i>	l msw	machine	88/86	—
					286	6
					386	13
					486	13

LOCK Lock the Bus

Locks out other processors during execution of the next instruction. This instruction is a prefix. It must precede an instruction that accesses a memory location that another processor might attempt to access at the same time. See Intel documentation for details on multiprocessor environments.

Flags No change

Encoding 11110000

Syntax	Examples	CPU	Clock Cycles
LOCK <i>instruction</i>	<code>lock xchg ax, sem</code>	88/86 286 386 486	2 0 0 1

LODS/LODSB/LODSW/LODSD Load Accumulator from String

Loads the accumulator register with an element from a string in memory. DS:SI must point to the source element, even if an operand is given. For each source element loaded, SI is adjusted according to the size of the operand and the status of the direction flag. SI is incremented if the direction flag has been cleared with **CLD** or decremented if the direction flag has been set with **STD**.

If the **LODS** form of the instruction is used, an operand must be provided to indicate the size of the data elements to be processed. A segment override can be given. If **LODSB** (bytes), **LODSW** (words), or **LODSD** (doublewords on the 80386–80486 only) is used, the instruction determines the size of the data elements to be processed and whether the element will be loaded to AL, AX, or EAX.

LODS and its variations are not used with repeat prefixes, since there is no reason to repeatedly load memory values to a register.

Flags No change

Encoding 1010110_w

Syntax	Examples	CPU	Clock Cycles
LODS [<i>segreg:</i>] <i>src</i>	<code>l ods es: source</code>	88/86	12 (<i>W88=16</i>)
LODSB [[<i>segreg:</i>] <i>src</i>]	<code>l odsw</code>	286	5
LODSW [[<i>segreg:</i>] <i>src</i>]		386	5
LODSD [[<i>segreg:</i>] <i>src</i>]		486	5

LOOP/LOOPW/LOOPD Loop

Loops repeatedly to a specified label. **LOOP** decrements CX (without changing any flags) and, if the result is not 0, transfers execution to the address specified by the operand. On the 80386–80486, **LOOP** uses the 16-bit CX in 16-bit mode and the 32-bit ECX in 32-bit mode. The default can be overridden with **LOOPW** (CX) or **LOOPD** (ECX). If CX is 0 after being decremented, execution continues at the next instruction. The operand must specify a short label (between –128 and +127 bytes from the instruction following the **LOOP** instruction).

Flags No change

Encoding 11100010 *disp (1)*

Syntax	Examples	CPU	Clock Cycles
LOOP <i>label</i>	<code>l oop wend</code>	88/86	17, <i>noj=5</i>
LOOPW <i>label*</i>		286	8+ <i>m,noj=4</i>
LOOPD <i>label*</i>		386	11+ <i>m</i>
		486	7, <i>noj=6</i>

* 80386–80486 only.

LOOPcondition/LOOPconditionW/LOOPconditionD Loop Conditionally

Loops repeatedly to a specified label if *condition* is met and if CX is not 0. On the 80386–80486, these instructions use the 16-bit CX in 16-bit mode and the 32-bit ECX in 32-bit mode. This default can be overridden with the **W** (CX) or **D** (ECX) forms of the instruction. The instruction decrements CX (without changing any flags) and tests whether the zero flag was set by a previous instruction (such as **CMP**). With **LOOPE** and **LOOPZ** (they are synonyms),

execution is transferred to the label if the zero flag is set and CX is not 0. With **LOOPNE** and **LOOPNZ** (they are synonyms), execution is transferred to the label if the zero flag is cleared and CX is not 0. Execution continues at the next instruction if the condition is not met. Before entering the loop, CX should be set to the maximum number of repetitions desired.

Flags No change

Encoding 11100001 *disp (1)*

Syntax	Examples	CPU	Clock Cycles
LOOPE <i>label</i>	<code>loopz again</code>	88/86	18, <i>noj</i> =6
LOOPEW <i>label</i> *		286	8+ <i>m</i> , <i>noj</i> =4
LOOPED <i>label</i> *		386	11+ <i>m</i>
LOOPZ <i>label</i>		486	9, <i>noj</i> =6
LOOPZW <i>label</i> *			
LOOPZD <i>label</i> *			

Encoding 11100000 *disp (1)*

Syntax	Examples	CPU	Clock Cycles
LOOPNE <i>label</i>	<code>loopnz for_next</code>	88/86	19, <i>noj</i> =5
LOOPNEW <i>label</i> *		286	8, <i>noj</i> =4
LOOPNED <i>label</i> *		386	11+ <i>m</i>
LOOPNZ <i>label</i>		486	9, <i>noj</i> =6
LOOPNZW <i>label</i> *			
LOOPNZD <i>label</i> *			

* 80386–80486 only.

LSL Load Segment Limit

80286-80486 Protected Only Loads the segment limit of a selector into a specified register. The source operand must be a register or memory operand containing a selector. The destination operand must be a register that will receive the segment limit if the selector is valid and visible at the current privilege level. The zero flag is set if the segment limit is transferred, or cleared if it is not. See Intel documentation for details on selectors, segment limits, and other protected-mode concepts.

Flags O D I T S Z A P C
±

Encoding 00001111 00000011 *mod, reg, r/m disp (0, 1, or 2)*

Syntax	Examples	CPU	Clock Cycles
LSL <i>reg16,reg16</i>	lsl ax, bx	88/86	—
LSL <i>reg32,reg32*</i>		286	14
		386	20,25†
		486	10
LSL <i>reg16,mem16</i>	lsl cx, seg_lim	88/86	—
LSL <i>reg32,mem32*</i>		286	16
		386	21,26†
		486	10

* 80386–80486 only.

† The first value is for byte granular; the second is for page granular.

LSS Load Far Pointer to Stack Segment

See **LDS**.

LTR Load Task Register

80286-80486 Protected Only Loads a value from the specified operand to the current task register. **LTR** is available only in privileged mode. See Intel documentation for details on task registers and other protected-mode concepts.

Flags No change

Encoding 00001111 00000000 *mod, 011,r/m disp (0, 1, or 2)*

Syntax	Examples	CPU	Clock Cycles
LTR <i>reg16</i>	ltr ax	88/86	—
		286	17
		386	23
		486	20
LTR <i>mem16</i>	ltr task	88/86	—
		286	19
		386	27
		486	20

MOV Move Data

Moves the value in the source operand to the destination operand. If the destination operand is SS, interrupts are disabled until the next instruction is executed (except on early versions of the 8088 and 8086).

Flags No change

Encoding 100010*dw mod, reg, r/m disp (0, 1, or 2)*

Syntax	Examples	CPU	Clock Cycles
MOV <i>reg,reg</i>	mov dh, bh	88/86	2
	mov dx, cx	286	2
	mov bp, sp	386	2
		486	1
MOV <i>mem,reg</i>	mov array[di], bx	88/86	9+EA (W88=13+EA)
	mov count, cx	286	3
		386	2
		486	1
MOV <i>reg,mem</i>	mov bx, pointer	88/86	8+EA (W88=12+EA)
	mov dx, matrix[bx+di]	286	5
		386	4
		486	1

Encoding 1100011*w mod, 000,r/m disp (0, 1, or 2) data (1 or 2)*

Syntax	Examples	CPU	Clock Cycles
MOV <i>mem,immed</i>	mov [bx], 15	88/86	10+EA (W88=14+EA)
	mov color, 7	286	3
		386	2
		486	1

Encoding 1011*w reg data (1 or 2)*

Syntax	Examples	CPU	Clock Cycles
MOV <i>reg,immed</i>	mov cx, 256	88/86	4
	mov dx, OFFSET string	286	2
		386	2
		486	1

Encoding	101000 <i>aw disp (2)</i>			
	Syntax	Examples	CPU	Clock Cycles
	MOV <i>mem,accum</i>	mov total, ax	88/86 286 386 486	10 (W88=14) 3 2 1
	MOV <i>accum,mem</i>	mov al, string	88/86 286 386 486	10 (W88=14) 5 4 1

Encoding	100011 <i>d0 mod,sreg, r/m disp (0, 1, or 2)</i>			
	Syntax	Examples	CPU	Clock Cycles
	MOV <i>segreg,reg16</i>	mov ds, ax	88/86 286 386 486	2 <i>2,pm=17</i> <i>2,pm=18</i> <i>3,pm=9</i>
	MOV <i>segreg,mem16</i>	mov es, psp	88/86 286 386 486	<i>8+EA (88=12+EA)</i> <i>5,pm=19</i> <i>5,pm=19</i> <i>3,pm=9</i>
	MOV <i>reg16,segreg</i>	mov ax, ds	88/86 286 386 486	2 2 2 3
	MOV <i>mem16,segreg</i>	mov stack_save, ss	88/86 286 386 486	<i>9+EA (88=13+EA)</i> 3 2 3

MOV Move to/from Special Registers

80386–80486 Only Moves a value from a special register to or from a 32-bit general-purpose register. The special registers include the control registers CR0, CR2, and CR3; the debug registers DR0, DR1, DR2, DR3, DR6, and DR7; and the test registers TR6 and TR7. On the 80486, the test registers TR3, TR4, and TR5 are also available. See Intel documentation for details on special registers.

Flags	O	D	I	T	S	Z	A	P	C
	?				?	?	?	?	?

Encoding	00001111 001000d0	11, <i>reg*</i> , <i>r/m</i>		
Syntax		Examples	CPU	Clock Cycles
MOV <i>reg32, controlreg</i>		mov <i>eax, cr2</i>	88/86 286 386 486	— — 6 4
MOV <i>controlreg, reg32</i>		mov <i>cr0, ebx</i>	88/86 286 386 486	— — CR0=10, CR2=4, CR3= 5 4, CR0=16

Encoding	00001111 001000d1	11, <i>reg*</i> , <i>r/m</i>		
Syntax		Examples	CPU	Clock Cycles
MOV <i>reg32, debugreg</i>		mov <i>edx, dr3</i>	88/86 286 386 486	— — DR0–3=22, DR6–7=14 10
MOV <i>debugreg, reg32</i>		mov <i>dr0, ecx</i>	88/86 286 386 486	— — DR0–3=22, DR6–7=16 11

Encoding	00001111 001001d0	11, <i>reg*</i> , <i>r/m</i>		
Syntax		Examples	CPU	Clock Cycles
MOV <i>reg32, testreg</i>		mov <i>edx, tr6</i>	88/86 286 386 486	— — 12 4, TR3=3
MOV <i>testreg, reg32</i>		mov <i>tr7, eax</i>	88/86 286 386 486	— — 12 4, TR3=6

* The *reg* field contains the register number of the special register (for example, 000 for CR0, 011 for DR7, or 111 for TR7).

MOVS/MOVS_B/MOVSW/MOVS_D Move String Data

Moves a string from one area of memory to another. DS:SI must point to the source string and ES:DI to the destination address, even if operands are given. For each element moved, DI and SI are adjusted according to the size of the operands and the status of the direction flag. They are increased if the direction flag has been cleared with **CLD**, or decreased if the direction flag has been set with **STD**.

If the **MOVS** form of the instruction is used, operands must be provided to indicate the size of the data elements to be processed. A segment override can be given for the source operand (but not for the destination). If **MOVSB** (bytes), **MOVSW** (words), or **MOVSD** (doublewords on the 80386–80486 only) is used, the instruction determines the size of the data elements to be processed.

MOVS and its variations are normally used with the **REP** prefix.

Flags No change

Encoding 1010010_w

Syntax	Examples	CPU	Clock Cycles
MOVS [[ES:] <i>dest</i> ,[[<i>segreg</i> :]] <i>src</i>	rep movsb	88/86	18 (<i>W88</i> =26)
MOVSB [[[ES:] <i>dest</i> ,[[<i>segreg</i> :]] <i>src</i>]	movs dest, es: source	286	5
MOVSW [[[ES:] <i>dest</i> ,[[<i>segreg</i> :]] <i>src</i>]		386	7
MOVSD [[[ES:] <i>dest</i> ,[[<i>segreg</i> :]] <i>src</i>]		486	7

MOVX Move with Sign-Extend

80386–80486 Only Moves and sign-extends the value of the source operand to the destination register. **MOVX** is used to copy a signed 8-bit or 16-bit source operand to a larger 16-bit or 32-bit destination register.

Flags No change

Encoding 00001111 1011111_w *mod, reg, r/m disp (0, 1, 2, or 4)*

Syntax	Examples	CPU	Clock Cycles
MOVX <i>reg, reg</i>	movsx eax, bx	88/86	—
	movsx ecx, bl	286	—
	movsx bx, al	386	3
		486	3

Syntax	Examples	CPU	Clock Cycles
MOVZX <i>reg,mem</i>	movsx <i>cx, bsi gn</i>	88/86	—
	movsx <i>edx, wsi gn</i>	286	—
	movsx <i>eax, bsi gn</i>	386	6
		486	3

MOVZX Move with Zero-Extend

80386–80486 Only Moves and zero-extends the value of the source operand to the destination register. **MOVZX** is used to copy an unsigned 8-bit or 16-bit source operand to a larger 16-bit or 32-bit destination register.

Flags No change

Encoding 00001111 1011011w *mod, reg, r/m disp (0, 1, 2, or 4)*

Syntax	Examples	CPU	Clock Cycles
MOVZX <i>reg,reg</i>	movzx <i>eax, bx</i>	88/86	—
	movzx <i>ecx, bl</i>	286	—
	movzx <i>bx, al</i>	386	3
		486	3
MOVZX <i>reg,mem</i>	movzx <i>cx, bunsign</i>	88/86	—
	movzx <i>edx, wunsign</i>	286	—
	movzx <i>eax, bunsign</i>	386	6
		486	3

MUL Unsigned Multiply

Multiplies an implied destination operand by a specified source operand. Both operands are treated as unsigned numbers. If a single 16-bit operand is given, the implied destination is AX and the product goes into the DX:AX register pair. If a single 8-bit operand is given, the implied destination is AL and the product goes into AX. On the 80386–80486, if the operand is EAX, the product goes into the EDX:EAX register pair. The carry and overflow flags are set if DX is not 0 for 16-bit operands or if AH is not 0 for 8-bit operands.

Flags O D I T S Z A P C
± ? ? ? ? ±

Encoding	1111011w <i>mod, 100, r/m disp (0, 1, or 2)</i>			
	Syntax	Examples	CPU	Clock Cycles
	MUL <i>reg</i>	mul bx	88/86	<i>b=70-77,w=118-133</i>
		mul di	286	<i>b=13,w=21</i>
			386	<i>b=9-14,w=9-22,d=9-38*</i>
			486	<i>b=13-18,w=13-26,d=13-42</i>
	MUL <i>mem</i>	mul factor	88/86	<i>(b=76-83,w=124-139)+EA†</i>
		mul WORD PTR [bx]	286	<i>b=16,w=24</i>
			386	<i>b=12-17,w=12-25,d=12-41*</i>
			486	<i>b=13-18,w=13-26,d=13-42</i>

* The 80386-80486 processors have an early-out multiplication algorithm. Therefore, multiplying an 8-bit or 16-bit value in EAX takes the same time as multiplying the value in AL or AX.

† Word memory operands on the 8088 take (128-143)+EA clocks.

NEG Two's Complement Negation

Replaces the operand with its two's complement. **NEG** does this by subtracting the operand from 0. If the operand is 0, the carry flag is cleared. Otherwise, the carry flag is set. If the operand contains the maximum possible negative value (-128 for 8-bit operands or -32,768 for 16-bit operands), the value does not change, but the overflow and carry flags are set.

Flags	O D I T S Z A P C
	± ± ± ± ± ± ±

Encoding	1111011w <i>mod, 011, r/m disp (0, 1, or 2)</i>			
	Syntax	Examples	CPU	Clock Cycles
	NEG <i>reg</i>	neg ax	88/86	3
			286	2
			386	2
			486	1
	NEG <i>mem</i>	neg balance	88/86	16+EA (<i>W88=24+EA</i>)
			286	7
			386	6
			486	3

NOP No Operation

Performs no operation. **NOP** can be used for timing delays or alignment.

Flags No change

Encoding 10010000*

Syntax	Examples	CPU	Clock Cycles
NOP	nop	88/86	3
		286	3
		386	3
		486	3

* The encoding is the same as **XCHG AX,AX**.

NOT One's Complement Negation

Toggles each bit of the operand by clearing set bits and setting cleared bits.

Flags No change

Encoding 1111011w mod, 010, r/m disp (0,1,or2)

Syntax	Examples	CPU	Clock Cycles
NOT <i>reg</i>	not ax	88/86	3
		286	2
		386	2
		486	1
NOT <i>mem</i>	not masker	88/86	16+EA (W88=24+EA)
		286	7
		386	6
		486	3

OR Inclusive OR

Performs a bitwise OR operation on the source and destination operands and stores the result to the destination operand. For each bit position in the operands, if either or both bits are set, the corresponding bit of the result is set. Otherwise, the corresponding bit of the result is cleared.

Flags O D I T S Z A P C
0 ± ± ? ± 0

Encoding 000010dw mod, reg, r/m disp (0, 1, or 2)

Syntax	Examples	CPU	Clock Cycles
OR <i>reg,reg</i>	or ax, dx	88/86	3
		286	2
		386	2
		486	1
OR <i>mem,reg</i>	or bits, dx or [bp+6], cx	88/86	16+EA (W88=24+EA)
		286	7
		386	7
		486	3
OR <i>reg,mem</i>	or bx, masker or dx, color[di]	88/86	9+EA (W88=13+EA)
		286	7
		386	6
		486	2

Encoding 100000sw mod,001, r/m disp (0, 1, or 2) data (1 or 2)

Syntax	Examples	CPU	Clock Cycles
OR <i>reg,immed</i>	or dx, 110110b	88/86	4
		286	3
		386	2
		486	1
OR <i>mem,immed</i>	or flag_rec, 8	88/86	(b=17,w=25)+EA
		286	7
		386	7
		486	3

Encoding 0000110w data (1 or 2)

Syntax	Examples	CPU	Clock Cycles
OR <i>accum,immed</i>	or ax, 40h	88/86	4
		286	3
		386	2
		486	1

OUT Output to Port

Transfers a byte or word (or a doubleword on the 80386–80486) to a port from the accumulator register. The port address is specified by the destination operand, which can be DX or an 8-bit constant. In protected mode, a general-protection fault occurs if **OUT** is used when the current privilege level is greater than the value of the IOPL flag.

Flags No change

Encoding 1110011w *data (1)*

Syntax	Examples	CPU	Clock Cycles
OUT <i>immed8,accum</i>	out 60h, al	88/86 286 386 486	10 (88=14) 3 10, <i>pm</i> =4,24* 16, <i>pm</i> =11,31*

Encoding 1110111w

Syntax	Examples	CPU	Clock Cycles
OUT DX,accum	out dx, ax out dx, al	88/86 286 386 486	8 (88=12) 3 11, <i>pm</i> =5,25* 16, <i>pm</i> =10,30*

* First protected-mode timing: CPL < IOPL. Second timing: CPL > IOPL.

OUTS/OUTSB/OUTSW/OUTSD Output String to Port

80186–80486 Only Sends a string to a port. The string is considered the source and must be pointed to by DS:SI (even if an operand is given). The output port is specified in DX. For each element sent, SI is adjusted according to the size of the operand and the status of the direction flag. SI is increased if the direction flag has been cleared with **CLD**, or decreased if the direction flag has been set with **STD**.

If the **OUTS** form of the instruction is used, an operand must be provided to indicate the size of data elements to be sent. A segment override can be given. If **OUTSB** (bytes), **OUTSW** (words), or **OUTSD** (doublewords on the 80386–80486 only) is used, the instruction determines the size of the data elements to be sent.

OUTS and its variations are normally used with the **REP** prefix. Before the instruction is executed, **CX** should contain the number of elements to send. In protected mode, a general-protection fault occurs if **OUTS** is used when the current privilege level is greater than the value of the **IOPL** flag.

Flags No change

Encoding 0110111w

Syntax	Examples	CPU	Clock Cycles
OUTS <i>DX</i> , [<i>segreg:</i>] <i>src</i>	rep outs	88/86	—
OUTSB [DX , [<i>segreg:</i>] <i>src</i>]	dx , buffer	286	5
OUTSW [DX , [<i>segreg:</i>] <i>src</i>]	outsb	386	14, <i>pm</i> =8,28*
OUTSD [DX , [<i>segreg:</i>] <i>src</i>]	rep outsw	486	17, <i>pm</i> =10,32*

* First protected-mode timing: $CPL < IOPL$. Second timing: $CPL > IOPL$.

POP Pop

Pops the top of the stack into the destination operand. The value at **SS:SP** is copied to the destination operand and **SP** is increased by 2. The destination operand can be a memory location, a general-purpose 16-bit register, or any segment register except **CS**. Use **RET** to pop **CS**. On the 80386–80486, 32-bit values can be popped by giving a 32-bit operand. **ESP** is increased by 4 for 32-bit pops.

Flags No change

Encoding 01011 *reg*

Syntax	Examples	CPU	Clock Cycles
POP <i>reg16</i>	pop cx	88/86	8 (88=12)
POP <i>reg32*</i>		286	5
		386	4
		486	1

Encoding 10001111 *mod,000,r/m disp (2)*

Syntax	Examples	CPU	Clock Cycles
POP <i>mem16</i>	pop param	88/86	17+ <i>EA</i> (88=25+ <i>EA</i>)
POP <i>mem32*</i>		286	5
		386	5
		486	6

Encoding	000, <i>sreg</i> ,111			
	Syntax	Examples	CPU	Clock Cycles
	POP <i>segreg</i>	pop <i>es</i> pop <i>ds</i> pop <i>ss</i>	88/86 286 386 486	8 (88=12) 5, <i>pm</i> =20 7, <i>pm</i> =21 3, <i>pm</i> =9

Encoding	00001111 10, <i>sreg</i> ,001			
	Syntax	Examples	CPU	Clock Cycles
	POP <i>segreg</i> *	pop <i>fs</i> pop <i>gs</i>	88/86 286 386 486	— — 7, <i>pm</i> =21 3, <i>pm</i> =9

* 80386–80486 only.

POPA/POPAD Pop All

80186-80486 Only Pops the top 16 bytes on the stack into the eight general-purpose registers. The registers are popped in the following order: DI, SI, BP, SP, BX, DX, CX, AX. The value for the SP register is actually discarded rather than copied to SP. **POPA** always pops into 16-bit registers. On the 80386–80486, use **POPAD** to pop into 32-bit registers.

Flags No change

Encoding	01100001			
	Syntax	Examples	CPU	Clock Cycles
	POPA POPAD *	popa	88/86 286 386 486	— 19 24 9

* 80386–80486 only.

POPF/POPFD Pop Flags

Pops the value on the top of the stack into the flags register. **POPF** always pops into the 16-bit flags register. On the 80386–80486, use **POPFD** to pop into the 32-bit flags register.

Flags O D I T S Z A P C
 ± ± ± ± ± ± ± ± ±

Encoding 10011101

Syntax	Examples	CPU	Clock Cycles
POPF	<code>popf</code>	88/86	8 (88=12)
POPFD*		286	5
		386	5
		486	9, <i>pm</i> =6

* 80386–80486 only.

PUSH/PUSHW/PUSHD Push

Pushes the source operand onto the stack. SP is decreased by 2 and the source value is copied to SS:SP. The operand can be a memory location, a general-purpose 16-bit register, or a segment register. On the 80186–80486 processors, the operand can also be a constant. On the 80386–80486, 32-bit values can be pushed by specifying a 32-bit operand. ESP is decreased by 4 for 32-bit pushes. On the 8088 and 8086, **PUSH SP** saves the value of SP after the push. On the 80186–80486 processors, **PUSH SP** saves the value of SP before the push. The **PUSHW** and **PUSHD** instructions push a word (2 bytes) and a doubleword (4 bytes), respectively.

Flags No change

Encoding 01010 *reg*

Syntax	Examples	CPU	Clock Cycles
PUSH <i>reg16</i>	<code>push dx</code>	88/86	11 (88=15)
PUSH <i>reg32*</i>		286	3
PUSHW <i>reg16</i>		386	2
PUSHD <i>reg32*</i>		486	1

Encoding	11111111 <i>mod, 110, r/m disp (2)</i>			
	Syntax	Examples	CPU	Clock Cycles
	PUSH <i>mem16</i>	push [di]	88/86	16+EA (88=24+EA)
	PUSH <i>mem32*</i>	push fcount	286	5
			386	5
			486	4

Encoding	00, <i>sreg</i> ,110			
	Syntax	Examples	CPU	Clock Cycles
	PUSH <i>segreg</i>	push es	88/86	10 (88=14)
	PUSHW <i>segreg</i>	push ss	286	3
	PUSHD <i>segreg*</i>	push cs	386	2
			486	3

Encoding	00001111 10, <i>sreg</i> ,000			
	Syntax	Examples	CPU	Clock Cycles
	PUSH <i>segreg</i>	push fs	88/86	—
	PUSHW <i>segreg</i>	push gs	286	—
	PUSHD <i>segreg*</i>		386	2
			486	3

Encoding	011010s0 <i>data (1 or 2)</i>			
	Syntax	Examples	CPU	Clock Cycles
	PUSH <i>immed</i>	push 'a'	88/86	—
	PUSHW <i>immed</i>	push 15000	286	3
	PUSHD <i>immed*</i>		386	2
			486	1

* 80386–80486 only.

PUSHA/PUSHAD Push All

80186–80486 Only Pushes the eight general-purpose registers onto the stack. The registers are pushed in the following order: AX, CX, DX, BX, SP, BP, SI, DI. The value pushed for SP is the value before the instruction. **PUSHA** always pushes 16-bit registers. On the 80386–80486, use **PUSHAD** to push 32-bit registers.

Flags No change

Encoding 01100000

Syntax	Examples	CPU	Clock Cycles
PUSHA	pusha	88/86	—
PUSHAD*		286	17
		386	18
		486	11

* 80386–80486 only.

PUSHF/PUSHFD Push Flags

Pushes the flags register onto the stack. **PUSHF** always pushes the 16-bit flags register. On the 80386–80486, use **PUSHFD** to push the 32-bit flags register.

Flags No change

Encoding 10011100

Syntax	Examples	CPU	Clock Cycles
PUSHF	pushf	88/86	10(88=14)
PUSHFD*		286	3
		386	4
		486	4, <i>pm</i> =3

* 80386–80486 only.

RCL/RCR/ROL/ROR Rotate

Rotates the bits in the destination operand the number of times specified in the source operand. **RCL** and **ROL** rotate the bits left; **RCR** and **ROR** rotate right.

ROL and **ROR** rotate the number of bits in the operand. For each rotation, the leftmost or rightmost bit is copied to the carry flag as well as rotated. **RCL** and **RCR** rotate through the carry flag. The carry flag becomes an extension of the operand so that a 9-bit rotation is done for 8-bit operands, or a 17-bit rotation for 16-bit operands.

On the 8088 and 8086, the source operand can be either CL or 1. On the 80186–80486, the source operand can be CL or an 8-bit constant. On the 80186–80486, rotate counts larger than 31 are masked off, but on the 8088 and 8086, larger rotate counts are performed despite the inefficiency involved. The

overflow flag is modified only by single-bit variations of the instruction; for multiple-bit variations, the overflow flag is undefined.

Flags

O D I T S Z A P C
± ±

Encoding

1101000w mod, TTT*,r/m disp (0, 1, or 2)

Syntax	Examples	CPU	Clock Cycles
ROL <i>reg</i> ,1	ror ax , 1	88/86	2
ROR <i>reg</i> ,1	rol dl , 1	286	2
		386	3
		486	3
RCL <i>reg</i> ,1	rcl dx , 1	88/86	2
RCR <i>reg</i> ,1	rcr bl , 1	286	2
		386	9
		486	3
ROL <i>mem</i> ,1	ror bits , 1	88/86	15+EA (W88=23+EA)
ROR <i>mem</i> ,1	rol WORD PTR [bx] , 1	286	7
		386	7
		486	4
RCL <i>mem</i> ,1	rcl WORD PTR [si] , 1	88/86	15+EA (W88=23+EA)
RCR <i>mem</i> ,1	rcr WORD PTR m32[0] , 1	286	7
		386	10
		486	4

Encoding

1101001w mod, TTT*,r/m disp (0, 1, or 2)

Syntax	Examples	CPU	Clock Cycles
ROL <i>reg</i> ,CL	ror ax , cl	88/86	8+4n
ROR <i>reg</i> ,CL	rol dx , cl	286	5+n
		386	3
		486	3
RCL <i>reg</i> ,CL	rcl dx , cl	88/86	8+4n
RCR <i>reg</i> ,CL	rcr bl , cl	286	5+n
		386	9
		486	8–30
ROL <i>mem</i> ,CL	ror color , cl	88/86	20+EA+4n
ROR <i>mem</i> ,CL	rol WORD PTR [bp+6] , cl	286	(W88=28+EA+4n) 8+n
		386	7
		486	4

Syntax	Examples	CPU	Clock Cycles
RCL <i>mem,CL</i> RCR <i>mem,CL</i>	rcr WORD PTR [bx+di], cl rcl masker	88/86 286 386 486	20+EA+4n (W88=28+EA+4n) 8+n 10 9-31

Encoding

1100000w mod,TTT*,r/m disp (0, 1, or 2) data (1)

Syntax	Examples	CPU	Clock Cycles
ROL <i>reg,immed8</i> ROR <i>reg,immed8</i>	rol ax, 13 ror bl, 3 286	88/86 286 386 486	— 5+n 3 2
RCL <i>reg,immed8</i> RCR <i>reg,immed8</i>	rcl bx, 5 rcr si, 9	88/86 286 386 486	— 5+n 9 8-30
ROL <i>mem,immed8</i> ROR <i>mem,immed8</i>	rol BYTE PTR [bx], 10 ror bits, 6	88/86 286 386 486	— 8+n 7 4
RCL <i>mem,immed8</i> RCR <i>mem,immed8</i>	rcl WORD PTR [bp+8], rcr masker, 3	88/86 286 386 486	— 8+n 10 9-31

* TTT represents one of the following bit codes: 000 for **ROL**, 001 for **ROR**, 010 for **RCL**, or 011 for **RCR**.

REP Repeat String

Repeats a string instruction the number of times indicated by CX. First, CX is compared to 0; if it equals 0, execution proceeds to the next instruction. Otherwise, CX is decremented, the string instruction is performed, and the loop continues. **REP** is used with **MOVS** and **STOS**. **REP** also can be used with **INS** and **OUTS** on the 80186-80486 processors. On all processors except the 80386-80486, combining a repeat prefix with a segment override can cause errors if an interrupt occurs.

Flags No change

Encoding	11110011 1010010w			
	Syntax	Examples	CPU	Clock Cycles
	REP MOVS <i>dest,src</i>	rep movs source, dest	88/86	9+17 <i>n</i> (W88=9+25 <i>n</i>)
	REP MOVSB [[<i>dest,src</i>]]	rep movsb	286	5+4 <i>n</i>
	REP MOVSW [[<i>dest,src</i>]]		386	7+4 <i>n</i>
	REP MOVSD [[<i>dest,src</i>]]*		486	12+3 <i>n</i> #
Encoding	11110011 1010101w			
	Syntax	Examples	CPU	Clock Cycles
	REP STOS <i>dest</i>	rep stosb	88/86	9+10 <i>n</i> (W88=9+14 <i>n</i>)
	REP STOSB [[<i>dest</i>]]	rep stos dest	286	4+3 <i>n</i>
	REP STOSW [[<i>dest</i>]]		386	5+5 <i>n</i>
	REP STOSD [[<i>dest</i>]]*		486	7+4 <i>n</i> †
Encoding	11110011 1010101w			
	Syntax	Examples	CPU	Clock Cycles
	REP LODS <i>dest</i>	rep lodsb	88/86	—
	REP LODSB [[<i>dest</i>]]	rep lods dest	286	—
	REP LODSW [[<i>dest</i>]]		386	—
	REP LODSD [[<i>dest</i>]]*		486	7+4 <i>n</i> †
Encoding	11110011 0110110w			
	Syntax	Examples	CPU	Clock Cycles
	REP INS <i>dest,DX</i>	rep insb	88/86	—
	REP INSB [[<i>dest,DX</i>]]	rep ins dest, dx	286	5+4 <i>n</i>
	REP INSW [[<i>dest,DX</i>]]		386	13+6 <i>n</i> , <i>pm</i> =(7,27)+6 <i>n</i> §
	REP INSD [[<i>dest,DX</i>]]*		486	16+8 <i>n</i> , <i>pm</i> =(10,30)+8 <i>n</i> §
Encoding	11110011 0110111w			
	Syntax	Examples	CPU	Clock Cycles
	REP OUTS <i>DX,src</i>	rep outs dx, source	88/86	—
	REP OUTSB [[<i>src</i>]]	rep outsw	286	5+4 <i>n</i>
	REP OUTSW [[<i>src</i>]]		386	12+5 <i>n</i> , <i>pm</i> =(6,26)+5 <i>n</i> §
	REP OUTSD [[<i>src</i>]]*		486	17+5 <i>n</i> , <i>pm</i> =(11,31)+5 <i>n</i> §

* 80386–80486 only.

5 if *n* = 0, 13 if *n* = 1.

† 5 if *n* = 0.

§ First protected-mode timing: CPL ≤ IOPL. Second timing: CPL > IOPL.

REPcondition Repeat String Conditionally

Repeats a string instruction as long as *condition* is true and the maximum count has not been reached. **REPE** and **REPZ** (they are synonyms) repeat while the zero flag is set. **REPNE** and **REPNZ** (they are synonyms) repeat while the zero flag is cleared. The conditional-repeat prefixes should only be used with **SCAS** and **CMPS**, since these are the only string instructions that modify the zero flag. Before executing the instruction, CX should be set to the maximum allowable number of repetitions. First, CX is compared to 0; if it equals 0, execution proceeds to the next instruction. Otherwise, CX is decremented, the string instruction is performed, and the loop continues. On all processors except the 80386–80486, combining a repeat prefix with a segment override may cause errors if an interrupt occurs during a string operation.

Flags O D I T S Z A P C
±

Encoding 11110011 1010011w

Syntax	Examples	CPU	Clock Cycles
REPE CMPS <i>src,dest</i>	repz cmpsb	88/86	9+22 <i>n</i> (W88=9+30 <i>n</i>)
REPE CMPSB [<i>src,dest</i>]	repe cmps	286	5+9 <i>n</i>
REPE CMPSW [<i>src,dest</i>]	src, dest	386	5+9 <i>n</i>
REPE CMPSD [<i>src,dest</i>]*		486	7+7 <i>n</i> #

Encoding 11110011 1010111w

Syntax	Examples	CPU	Clock Cycles
REPE SCAS <i>dest</i>	repe scas dest	88/86	9+15 <i>n</i> (W88=9+19 <i>n</i>)
REPE SCASB [<i>dest</i>]	repz scasw	286	5+8 <i>n</i>
REPE SCASW [<i>dest</i>]		386	5+8 <i>n</i>
REPE SCASD [<i>dest</i>]*		486	7+5 <i>n</i> #

Encoding 11110010 1010011w

Syntax	Examples	CPU	Clock Cycles
REPNE CMPS <i>src,dest</i>	repne cmpsw	88/86	9+22 <i>n</i> (W88=9+30 <i>n</i>)
REPNE CMPSB [<i>src,dest</i>]	repnz cmps	286	5+9 <i>n</i>
REPNE CMPSW [<i>src,dest</i>]	src, dest	386	5+9 <i>n</i>
REPNE CMPSD [<i>src,dest</i>]*		486	7+7 <i>n</i> #

Encoding 11110010 1010111_w

Syntax	Examples	CPU	Clock Cycles
REPNE SCAS <i>des</i>	<code>repne scas dest</code>	88/86	9+15 <i>n</i> (<i>W88</i> =9+19 <i>n</i>)
REPNE SCASB [<i>dest</i>]	<code>repnz scasb</code>	286	5+8 <i>n</i>
REPNE SCASW [<i>dest</i>]		386	5+8 <i>n</i>
REPNE SCASD [<i>dest</i>]*		486	7+5 <i>n</i> *

* 80386–80486 only.

5 if *n*=0.

RET/RETN/RETF Return from Procedure

Returns from a procedure by transferring control to an address popped from the top of the stack. A constant operand can be given indicating the number of additional bytes to release. The constant is normally used to adjust the stack for arguments pushed before the procedure was called. The size of a return (near or far) is the size of the procedure in which the **RET** is defined with the **PROC** directive. **RETN** can be used to specify a near return; **RETF** can specify a far return. A near return pops a word into IP. A far return pops a word into IP and then pops a word into CS. After the return, the number of bytes given in the operand (if any) is added to SP.

Flags No change

Encoding 11000011

Syntax	Examples	CPU	Clock Cycles
RET	<code>ret</code>	88/86	16 (<i>88</i> =20)
RETN	<code>retn</code>	286	11+ <i>m</i>
		386	10+ <i>m</i>
		486	5

Encoding 11000010 *data* (2)

Syntax	Examples	CPU	Clock Cycles
RET <i>immed16</i>	<code>ret 2</code>	88/86	20 (<i>88</i> =24)
RETN <i>immed16</i>	<code>retn 8</code>	286	11+ <i>m</i>
		386	10+ <i>m</i>
		486	5

Encoding	11001011			
	Syntax	Examples	CPU	Clock Cycles
	RET	ret	88/86	26 (88=34)
	RETF	retf	286	15+m,pm=25+m,55*
			386	18+m,pm=32+m,62*
			486	13,pm=18,33*

Encoding	11001010 <i>data (2)</i>			
	Syntax	Examples	CPU	Clock Cycles
	RET <i>immed16</i>	ret 8	88/86	25 (88=33)
	RETF <i>immed16</i>	retf 32	286	15+m,pm=25+m,55*
			386	18+m,pm=32+m,68*
			486	14,pm=17,33*

* The first protected-mode timing is for a return to the same privilege level; the second is for a return to a lesser privilege level.

ROL/ROR Rotate

See **RCL/RCR**.

SAHF Store AH into Flags

Transfers AH into bits 0 to 7 of the flags register. This includes the carry, parity, auxiliary carry, zero, and sign flags, but not the trap, interrupt, direction, or overflow flags.

Flags O D I T S Z A P C
 ± ± ± ± ±

Encoding	10011110			
	Syntax	Examples	CPU	Clock Cycles
	SAHF	sahf	88/86	4
			286	2
			386	3
			486	2

SAL/SAR Shift

See **SHL/SHR/SAL/SAR**.

SBB Subtract with Borrow

Adds the carry flag to the second operand, then subtracts that value from the first operand. The result is assigned to the first operand. **SBB** is used to subtract the least significant portions of numbers that must be processed in multiple registers.

Flags O D I T S Z A P C
± ± ± ± ± ± ±

Encoding 000110dw mod, reg, r/m disp (0, 1, or 2)

Syntax	Examples	CPU	Clock Cycles
SBB <i>reg,reg</i>	sbb dx, cx	88/86	3
		286	2
		386	2
		486	1
SBB <i>mem,reg</i>	sbb WORD PTR m32[2], dx	88/86	16+EA (W88=24+EA)
		286	7
		386	6
		486	3
SBB <i>reg,mem</i>	sbb dx, WORD PTR m32[2]	88/86	9+EA (W88=13+EA)
		286	7
		386	7
		486	2

Encoding 100000sw mod,011, r/m disp (0, 1, or 2) data (1 or 2)

Syntax	Examples	CPU	Clock Cycles
SBB <i>reg,immed</i>	sbb dx, 45	88/86	4
		286	3
		386	2
		486	1
SBB <i>mem,immed</i>	sbb WORD PTR m32[2], 40	88/86	17+EA (W88=25+EA)
		286	7
		386	7
		486	3

Encoding

0001110w *data (1 or 2)*

Syntax	Examples	CPU	Clock Cycles
SBB <i>accum,immed</i>	sbb ax, 320 88/86	4	
		86	3
		386	2
		486	1

SCAS/SCASB/SCASW/SCASD Scan String Flags

Scans a string to find a value specified in the accumulator register. The string to be scanned is considered the destination. ES:DI must point to that string, even if an operand is specified. For each element, the destination element is subtracted from the accumulator value and the flags are updated to reflect the result (although the result is not stored). DI is adjusted according to the size of the operands and the status of the direction flag. DI is increased if the direction flag has been cleared with **CLD**, or decreased if the direction flag has been set with **STD**.

If the **SCAS** form of the instruction is used, an operand must be provided to indicate the size of the data elements to be processed. No segment override is allowed. If **SCASB** (bytes), **SCASW** (words), or **SCASD** (doublewords on the 80386–80486 only) is used, the instruction determines the size of the data elements to be processed and whether the element scanned for is in AL, AX, or EAX.

SCAS and its variations are normally used with repeat prefixes. **REPNE** (or **REPNZ**) is used to find the first element in a string that matches the value in the accumulator register. **REPE** (or **REPZ**) is used to find the first mismatch. Before the scan, CX should contain the maximum number of elements to scan. After a **REPNE SCAS**, the zero flag is clear if the string does not contain the accumulator value. After a **REPE SCAS**, the zero flag is set if the string contains nothing but the accumulator value.

When the instruction finishes, ES:DI points to the element that follows (if the direction flag is clear) or precedes (if the direction flag is set) the match or mismatch. If CX decrements to 0, ES:DI points to the element that follows or precedes the last comparison. The zero flag is set or clear according to the result of the last comparison, not according to the value of CX.

Flags

O D I T S Z A P C
± ± ± ± ± ± ± ±

Encoding 1010111_w

Syntax	Examples	CPU	Clock Cycles
SCAS [[ES:] <i>dest</i>	repne scasw	88/86	15 (W88=19)
SCASB [[[ES:] <i>dest</i>]	repe scasb	286	7
SCASW [[[ES:] <i>dest</i>]	scas es: <i>dest</i> in	386	7
SCASD [[[ES:] <i>dest</i>]]*		486	6

* 80386–80486 only

SETcondition Set Conditionally

80386–80486 Only Sets the byte specified in the operand to 1 if *condition* is true or to 0 if *condition* is false. The condition is tested by checking the flags shown in the table on the following page. The instruction is used to set Boolean flags conditionally.

Flags No change

Encoding 00001111 1001*cond* *mod*,000,*r/m*

Syntax	Examples	CPU	Clock Cycles
SET <i>condition</i> <i>reg</i> 8	setc dh	88/86	—
	setz al	286	—
	setae bl	386	4
		486	true=4, false=3
SET <i>condition</i> <i>mem</i> 8	seto BYTE PTR [ebx]	88/86	—
	setle flag	286	—
	sete Booleans[di]	386	5
		486	true=3, false=4

Set Conditions	Opcode	Mnemonic	Flags Checked	Description
	10010010	SETB/SETNAE	CF=1	Set if below/not above or equal (unsigned comparisons)
	10010011	SETAE/SETNB	CF=0	Set if above or equal/not below (unsigned comparisons)
	10010110	SETBE/SETNA	CF=1 or ZF=1	Set if below or equal/not above (unsigned comparisons)
	10010111	SETA/SETNBE	CF=0 and ZF=0	Set if above/not below or equal (unsigned comparisons)
	10010100	SETE/SETZ	ZF=1	Set if equal/zero
	10010101	SETNE/SETNZ	ZF=0	Set if not equal/not zero
	Opcode	Mnemonic	Flags Checked	Description

10011100	SETL/SETNGE	SF_OF	Set if less/not greater or equal (signed comparisons)
10011101	SETGE/SETNL	SF=OF	Set if greater or equal/not less (signed comparisons)
10011110	SETLE/SETNG	ZF=1 or SF_OF	Set if less or equal/not greater or equal (signed comparisons)
10011111	SETG/SETNLE	ZF=0 and SF=OF	Set if greater/not less or equal (signed comparisons)
10011000	SETS	SF=1	Set if sign
10011001	SETNS	SF=0	Set if not sign
10010010	SETC	F=1	Set if carry
10010011	SETNC	CF=0	Set if not carry
10010000	SETO	OF=1	Set if overflow
10010001	SETNO	OF=0	Set if not overflow
10011010	SETP/SETPE	PF=1	Set if parity/parity even
10011011	SETNP/SETPO	PF=0	Set if no parity/parity odd

SGDT/SIDT/SLDT Store Descriptor Table

80286-80486 Only Stores a descriptor table register into a specified operand. **SGDT** stores the Global Descriptor Table; **SIDT**, the Interrupt Vector Table; and **SLDT**, the Local Descriptor Table. These instructions are generally useful only in privileged mode. See Intel documentation for details on descriptor tables and other protected-mode concepts.

Flags No change

Encoding 00001111 00000001 *mod,000,r/m disp (2)*

Syntax	Examples	CPU	Clock Cycles
SGDT <i>mem48</i>	sgdt descriptor	88/86	—
		286	11
		386	9
		486	10

Encoding	00001111 00000001	<i>mod,001,r/m disp (2)</i>		
Syntax	Examples		CPU	Clock Cycles
SIDT <i>mem48</i>	sidt descriptor		88/86	—
			286	12
			386	9
			486	10
Encoding	00001111 00000000	<i>mod,000,r/m disp (0, 1, or 2)</i>		
Syntax	Examples		CPU	Clock Cycles
SLDT <i>reg16</i>	sldt ax		88/86	—
			286	2
			386	2
			486	2
SLDT <i>mem16</i>	sldt selector		88/86	—
			286	3
			386	2
			486	3

SHL/SHR/SAL/SAR Shift

Shifts the bits in the destination operand the number of times specified by the source operand. **SAL** and **SHL** shift the bits left; **SAR** and **SHR** shift right.

With **SHL**, **SAL**, and **SHR**, the bit shifted off the end of the operand is copied into the carry flag, and the leftmost or rightmost bit opened by the shift is set to 0. With **SAR**, the bit shifted off the end of the operand is copied into the carry flag, and the leftmost bit opened by the shift retains its previous value (thus preserving the sign of the operand). **SAL** and **SHL** are synonyms.

On the 8088 and 8086, the source operand can be either CL or 1. On the 80186–80486 processors, the source operand can be CL or an 8-bit constant. On the 80186–80486 processors, shift counts larger than 31 are masked off, but on the 8088 and 8086, larger shift counts are performed despite the inefficiency. Only single-bit variations of the instruction modify the overflow flag; for multiple-bit variations, the overflow flag is undefined.

Flags O D I T S Z A P C
 ± ± ± ? ± ±

Encoding	1101000w mod,TTT*,r/m disp (0, 1, or 2)		CPU	Clock Cycles
Syntax	Examples			
SAR <i>reg,1</i>	sar <i>di, 1</i> sar <i>cl, 1</i>	88/86	2	
		286	2	
		386	3	
		486	3	
SAL <i>reg,1</i>	shr <i>dh, 1</i>	88/86	2	
SHL <i>reg,1</i>	shl <i>si, 1</i>	286	2	
SHR <i>reg,1</i>	sal <i>bx, 1</i>	386	3	
SAR <i>mem,1</i>	sar <i>count, 1</i>	486	3	
		88/86	15+EA (W88=23+EA)	
		286	7	
		386	7	
		486	4	
SAL <i>mem,1</i>	sal WORD PTR <i>m32[0], 1</i>	88/86	15+EA (W88=23+EA)	
SHL <i>mem,1</i>	shl <i>index, 1</i>	286	7	
SHR <i>mem,1</i>	shr unsi gn [<i>di</i>], 1	386	7	
		486	4	

Encoding	1101001w mod,TTT*,r/m disp (0, 1, or 2)		CPU	Clock Cycles
Syntax	Examples			
SAR <i>reg,CL</i>	sar <i>bx, cl</i> sar <i>dx, cl</i>	88/86	8+4n	
		286	5+n	
		386	3	
		486	3	
SAL <i>reg,CL</i>	shr <i>dx, cl</i>	88/86	8+4n	
SHL <i>reg,CL</i>	shl <i>di, cl</i>	286	5+n	
SHR <i>reg,CL</i>	sal <i>ah, cl</i>	386	3	
		486	3	
SAR <i>mem,CL</i>	sar si gn , <i>cl</i> sar WORD PTR [<i>bp+8</i>], <i>cl</i>	88/86	20+EA+4n (W88=28+EA+4n)	
		286	8+n	
		386	7	
		486	4	
SAL <i>mem,CL</i>	shr WORD PTR <i>m32[2], cl</i>	88/86	20+EA+4n	
SHL <i>mem,CL</i>	sal BYTE PTR [<i>di</i>], <i>cl</i>		(W88=28+EA+4n)	
SHR <i>mem,CL</i>	shl <i>index, cl</i>	286	8+n	
		386	7	
		486	4	

Encoding 1100000w mod,TTT*,r/m disp (0, 1, or 2) data (1)

Syntax	Examples	CPU	Clock Cycles
SAR <i>reg,immed8</i>	sar bx , 5	88/86	—
	sar cl , 5	286	5+n
		386	3
		486	2
SAL <i>reg,immed8</i>	sal cx , 6	88/86	—
	SHL <i>reg,immed8</i>	286	5+n
	SHR <i>reg,immed8</i>	386	3
SAR <i>mem,immed8</i>	shr bx , 8	486	2
	sar sign_count , 3	88/86	—
	sar WORD PTR [bx] , 5	286	8+n
		386	7
		486	4
SAL <i>reg,immed8</i>	shr mem16 , 11	88/86	—
SHL <i>reg,immed8</i>	shl unsign , 4	286	8+n
SHR <i>reg,immed8</i>	sal array[bx+di] , 14	386	7
		486	4

* *TTT* represents one of the following bit codes: 100 for **SHL** or **SAL**, 101 for **SHR**, or 111 for **SAR**.

SHLD/SHRD Double Precision Shift

80386–80486 Only Shifts the bits of the second operand into the first operand. The number of bits shifted is specified by the third operand. **SHLD** shifts the first operand to the left by the number of positions specified in the count. The positions opened by the shift are filled by the most significant bits of the second operand. **SHRD** shifts the first operand to the right by the number of positions specified in the count. The positions opened by the shift are filled by the least significant bits of the second operand. The count operand can be either **CL** or an 8-bit constant. If a shift count larger than 31 is given, it is adjusted by using the remainder (modulo) of a division by 32.

Flags O D I T S Z A P C
? ± ± ? ± ±

Encoding	00001111 10100100	<i>mod,reg,r/m disp (0, 1, or 2) data (1)</i>		
	Syntax	Examples	CPU	Clock Cycles
	SHLD <i>reg16,reg16,immed8</i>	shl d ax, dx, 10	88/86	—
	SHLD <i>reg32,reg32,immed8</i>		286	—
			386	3
			486	2
	SHLD <i>mem16,reg16,immed8</i>	shl d bits, cx, 5	88/86	—
	SHLD <i>mem32,reg32,immed8</i>		286	—
			386	7
			486	3
Encoding	00001111 10101100	<i>mod,reg,r/m disp (0, 1, or 2) data (1)</i>		
	Syntax	Examples	CPU	Clock Cycles
	SHRD <i>reg16,reg16,immed8</i>	shrd cx, si, 3	88/86	—
	SHRD <i>reg32,reg32,immed8</i>		286	—
			386	3
			486	2
	SHRD <i>mem16,reg16,immed8</i>	shrd [di], dx, 13	88/86	—
	SHRD <i>mem32,reg32,immed8</i>		286	—
			386	7
			486	3
Encoding	00001111 10100101	<i>mod,reg,r/m disp (0, 1, or 2)</i>		
	Syntax	Examples	CPU	Clock Cycles
	SHLD <i>reg16,reg16,CL</i>	shl d ax, dx, cl	88/86	—
	SHLD <i>reg32,reg32,CL</i>		286	—
			386	3
			486	3
	SHLD <i>mem16,reg16,CL</i>	shl d	88/86	—
	SHLD <i>mem32,reg32,CL</i>	masker, ax, cl	286	—
			386	7
			486	4

Encoding	00001111 10101101	<i>mod,reg,r/m</i>	<i>disp (0, 1, or 2)</i>		
	Syntax	Examples	CPU	Clock Cycles	
	SHRD <i>reg16,reg16,CL</i>	shrd bx, dx, cl	88/86	—	
	SHRD <i>reg32,reg32,CL</i>		286	—	
			386	3	
			486	3	
	SHRD <i>mem16,reg16,CL</i>	shrd [bx], dx, cl	88/86	—	
	SHRD <i>mem32,reg32,CL</i>		286	—	
			386	7	
			486	4	

SMSGW Store Machine Status Word

80286-80486 Only Stores the Machine Status Word (MSW) into a specified memory operand. **SMSGW** is generally useful only in protected mode. See Intel documentation for details on the MSW and other protected-mode concepts.

Flags No change

Encoding	00001111 00000001	<i>mod,100,r/m</i>	<i>disp (0, 1, or 2)</i>		
	Syntax	Examples	CPU	Clock Cycles	
	SMSGW <i>reg16</i>	smsgw ax	88/86	—	
			286	2	
			386	2	
			486	2	
	SMSGW <i>mem16</i>	smsgw machine	88/86	—	
			286	3	
			386	3	
			486	3	

STC Set Carry Flag

Sets the carry flag.

Flags O D I T S Z A P C
1

Encoding 11111001

Syntax	Examples	CPU	Clock Cycles
STC	<code>stc</code>	88/86 286 386 486	2 2 2 2

STD Set Direction Flag

Sets the direction flag. All subsequent string instructions will process down (from high addresses to low addresses).

Flags O D I T S Z A P C
1

Encoding 11111101

Syntax	Examples	CPU	Clock Cycles
STD	<code>std</code>	88/86 286 386 486	2 2 2 2

STI Set Interrupt Flag

Sets the interrupt flag. When the interrupt flag is set, maskable interrupts are recognized. If interrupts were disabled by a previous **CLI** instruction, pending interrupts will not be executed immediately; they will be executed after the instruction following **STI**.

Flags O D I T S Z A P C
1

Encoding 11111011

Syntax	Examples	CPU	Clock Cycles
STI	<code>sti</code>	88/86 286 386 486	2 2 3 5

STOS/STOSB/STOSW/STOSD Store String Data

Stores the value of the accumulator in a string. The string is the destination and must be pointed to by ES:DI, even if an operand is given. For each source element loaded, DI is adjusted according to the size of the operand and the status of the direction flag. DI is incremented if the direction flag has been cleared with **CLD** or decremented if the direction flag has been set with **STD**.

If the **STOS** form of the instruction is used, an operand must be provided to indicate the size of the data elements to be processed. No segment override is allowed. If **STOSB** (bytes), **STOSW** (words), or **STOSD** (doublewords on the 80386–80486 only) is used, the instruction determines the size of the data elements to be processed and whether the element comes from AL, AX, or EAX.

STOS and its variations are often used with the **REP** prefix to fill a string with a repeated value. Before the repeated instruction is executed, CX should contain the number of elements to store.

Flags No change

Encoding 1010101w

Syntax	Examples	CPU	Clock Cycles
STOS <code>[[ES:]] dest</code>	<code>stos es: dstring</code>	88/86	11 (<i>W88=15</i>)
STOSB <code>[[[ES:]] dest]</code>	<code>rep stosw</code>	286	3
STOSW <code>[[[ES:]] dest]</code>	<code>rep stosb</code>	386	4
STOSD <code>[[[ES:]] dest]*</code>		486	5

* 80386–80486 only

STR Store Task Register

80286-80486 Only Stores the current task register to the specified operand. This instruction is generally useful only in privileged mode. See Intel documentation for details on task registers and other protected-mode concepts.

Flags No change

Encoding 00001111 00000000 *mod, 001, reg disp (0, 1, or 2)*

Syntax	Examples	CPU	Clock Cycles
STR <i>reg16</i>	str <i>cx</i>	88/86	—
		286	2
		386	2
		486	2
STR <i>mem16</i>	str <i>taskreg</i>	88/86	—
		286	3
		386	2
		486	3

SUB Subtract

Subtracts the source operand from the destination operand and stores the result in the destination operand.

Flags O D I T S Z A P C
± ± ± ± ± ± ±

Encoding 001010*dw* *mod, reg, r/m disp (0, 1, or 2)*

Syntax	Examples	CPU	Clock Cycles
SUB <i>reg,reg</i>	sub <i>ax, bx</i> sub <i>bh, dh</i>	88/86	3
		286	2
		386	2
		486	1
SUB <i>mem,reg</i>	sub <i>tbl, bx</i> sub <i>array[di], bl</i>	88/86	16+ <i>EA</i> (<i>W88=24+EA</i>)
		286	7
		386	6
		486	3

Syntax	Examples	CPU	Clock Cycles
SUB <i>reg,mem</i>	sub cx, di scard	88/86	9+EA (W88=13+EA)
	sub al, [bx]	286	7
		386	7
		486	2

Encoding 100000sw *mod,101,r/m disp (0, 1, or 2) data (1 or 2)*

Syntax	Examples	CPU	Clock Cycles
SUB <i>reg,immed</i>	sub dx, 45	88/86	4
	sub bl, 7	286	3
		386	2
		486	1
SUB <i>mem,immed</i>	sub total, 4000	88/86	17+EA (W88=25+EA)
	sub BYTE PTR [bx+di], 2	286	7
		386	7
		486	3

Encoding 0010110w *data (1 or 2)*

Syntax	Examples	CPU	Clock Cycles
SUB <i>accum,immed</i>	sub ax, 32000	88/86	4
		286	3
		386	2
		486	1

TEST Logical Compare

Tests specified bits of an operand and sets the flags for a subsequent conditional jump or set instruction. One of the operands contains the value to be tested. The other contains a bit mask indicating the bits to be tested. **TEST** works by doing a bitwise AND operation on the source and destination operands. The flags are modified according to the result, but the destination operand is not changed. This instruction is the same as the **AND** instruction, except the result is not stored.

Flags O D I T S Z A P C
0 ± ± ? ± 0

Encoding 1000010w *mod, reg, r/m disp (0, 1, or 2)*

Syntax	Examples	CPU	Clock Cycles
TEST <i>reg,reg</i>	test dx, bx	88/86	3
	test bl, ch	286	2
		386	2
		486	1
TEST <i>mem,reg</i>	test dx, flags	88/86	9+EA (W88=13+EA)
TEST <i>reg,mem*</i>	test bl, bitarray[bx]	286	6
		386	5
		486	2

Encoding 1111011w *mod,000,r/m disp (0, 1, or 2) data (1 or 2)*

Syntax	Examples	CPU	Clock Cycles
TEST <i>reg,immed</i>	test cx, 30h	88/86	5
	test cl, 1011b	286	3
		386	2
		486	1
TEST <i>mem,immed</i>	test masker , 1	88/86	11+EA
	test BYTE PTR [bx], 03h	286	6
		386	5
		486	2

Encoding 1010100w *data (1 or 2)*

Syntax	Examples	CPU	Clock Cycles
TEST <i>accum,immed</i>	test ax, 90h	88/86	4
		286	3
		386	2
		486	1

* MASM transposes **TEST** *reg,mem*; that is, it is encoded as **TEST** *mem,reg*.

VERR/VERW Verify Read or Write

80286-80486 Protected Only Verifies that a specified segment selector is valid and can be read or written to at the current privilege level. **VERR** verifies that the selector is readable. **VERW** verifies that the selector can be written to. If the segment is verified, the zero flag is set. Otherwise, the zero flag is cleared.

Flags O D I T S Z A P C
±

Encoding 00001111 00000000 *mod, 100,r/m disp (0, 1, or 2)*

Syntax	Examples	CPU	Clock Cycles
VERR <i>reg16</i>	verr ax	88/86	—
		286	14
		386	10
		486	11
VERR <i>mem16</i>	verr selector	88/86	—
		286	16
		386	11
		486	11

Encoding 00001111 00000000 *mod, 101,r/m disp (0, 1, or 2)*

Syntax	Examples	CPU	Clock Cycles
VERW <i>reg16</i>	verw cx	88/86	—
		286	14
		386	15
		486	11
VERW <i>mem16</i>	verw selector	88/86	—
		286	16
		386	16
		486	11

WAIT Wait

Suspends processor execution until the processor receives a signal that a coprocessor has finished a simultaneous operation. It should be used to prevent a coprocessor instruction from modifying a memory location that is being modified simultaneously by a processor instruction. **WAIT** is the same as the coprocessor **FWAIT** instruction.

Flags No change

Encoding 10011011

Syntax	Examples	CPU	Clock Cycles
WAIT	wai t	88/86	4
		286	3
		386	6
		486	1–3

WBINVD Write Back and Invalidate Data Cache

80486 Only Empties the contents of the current data cache after writing changes to memory. Proper use of this instruction requires knowledge of how contents are placed in the cache. **WBINVD** is intended primarily for system programming. See Intel documentation for details.

Flags No change

Encoding 00001111 00001001

Syntax	Examples	CPU	Clock Cycles
WBINVD	<code>wbi nvd</code>	88/86 286 386 486	— — — 5

XADD Exchange and Add

80486 Only Adds the source and destination operands and stores the sum in the destination; simultaneously, the original value of the destination is moved to the source. The instruction sets flags according to the result of the addition.

Flags O D I T S Z A P C
± ± ± ± ± ± ±

Encoding 00001111 1100000b *mod, reg, r/m disp (0, 1, or 2)*

Syntax	Examples	CPU	Clock Cycles
XADD <i>mem, reg</i>	<code>xadd warr[bx], ax</code>	88/86	—
	<code>xadd string, bl</code>	286	—
		386	—
		486	4
XADD <i>reg, reg</i>	<code>xadd dl, al</code>	88/86	—
	<code>xadd bx, dx</code>	286	—
		386	—
		486	3

XCHG Exchange

Exchanges the values of the source and destination operands.

Flags No change

Encoding 1000011w *mod,reg,r/m disp (0, 1, or 2)*

Syntax	Examples	CPU	Clock Cycles
XCHG <i>reg,reg</i>	xchg cx, dx	88/86	4
	xchg bl, dh	286	3
	xchg al, ah	386	3
		486	3
XCHG <i>reg,mem</i>	xchg [bx], ax	88/86	17+EA (W88=25+EA)
XCHG <i>mem,reg</i>	xchg bx, pointer	286	5
		386	5
		486	5

Encoding 10010 *reg*

Syntax	Examples	CPU	Clock Cycles
XCHG <i>accum,reg16*</i>	xchg ax, cx	88/86	3
XCHG <i>reg16,accum*</i>	xchg cx, ax	286	3
		386	3
		486	3

* On the 80386–80486, the accumulator may also be exchanged with a 32-bit register.

XLAT/XLATB Translate

Translates a value from one coding system to another by looking up the value to be translated in a table stored in memory. Before the instruction is executed, BX should point to a table in memory and AL should contain the unsigned position of the value to be translated from the table. After the instruction, AL contains the table value at the specified position. No operand is required, but one can be given to specify a segment override. DS is assumed unless a segment override is given. **XLATB** is a synonym for **XLAT**. Either version allows an operand, but neither requires one.

Flags No change

Encoding 11010111

Syntax	Examples	CPU	Clock Cycles
XLAT [[[<i>segreg</i> :] <i>mem</i>]]	<code>xl at</code>	88/86	11
XLATB [[[<i>segreg</i> :] <i>mem</i>]]	<code>xl atb es: table</code>	286	5
		386	5
		486	4

XOR Exclusive OR

Performs a bitwise exclusive OR operation on the source and destination operands and stores the result in the destination. For each bit position in the operands, if both bits are set or if both bits are cleared, the corresponding bit of the result is cleared. Otherwise, the corresponding bit of the result is set.

Flags O D I T S Z A P C
0 ± ± ? ± 0

Encoding 001100*dw mod, reg, r/m disp (0, 1, or 2)*

Syntax	Examples	CPU	Clock Cycles
XOR <i>reg, reg</i>	<code>xor cx, bx</code>	88/86	3
	<code>xor ah, al</code>	286	2
		386	2
		486	1
XOR <i>mem, reg</i>	<code>xor [bp+10], cx</code>	88/86	16+EA (W88=24+EA)
	<code>xor masked, bx</code>	286	7
		386	6
		486	3
XOR <i>reg, mem</i>	<code>xor cx, flags</code>	88/86	9+EA (W88=13+EA)
	<code>xor bl, bi tarray[di]</code>	286	7
		386	7
		486	2

Encoding	100000 <i>sw mod,110,r/m disp (0, 1, or 2) data (1 or 2)</i>			
	Syntax	Examples	CPU	Clock Cycles
	XOR <i>reg,immed</i>	xor bx, 10h xor bl, 1	88/86 286 386 486	4 3 2 1
	XOR <i>mem,immed</i>	xor Boolean, 1 xor switches[bx], 101b	88/86 286 386 486	17+EA (W88=25+EA) 7 7 3

Encoding	0011010 <i>w data (1 or 2)</i>			
	Syntax	Examples	CPU	Clock Cycles
	XOR <i>accum,immed</i>	xor ax, 01010101b	88/86 286 386 486	4 3 2 1

CHAPTER 5

Coprocessor

Topical Cross-reference for Coprocessor Instructions	146
Interpreting Coprocessor Instructions.	148
Syntax	148
Examples	148
Clock Speeds	148
Instruction Size.	148
Architecture	149

Topical Cross-reference for Coprocessor Instructions

Arithmetic

FABS	FADD/FIADD	FADDP
FCHS	FDIV/FIDIV	FDIVP
FDIVR/FIDIVR	FDIVRP	FMUL/FIMUL
FMULP	FPREM	FPREM1§
FRNDINT	FSCALE	FSQRT
FSUB/FISUB	FSUBP	FSUBR/FISUBR
FSUBRP	EXTRACT	

Compare

FCOM/FICOM	FCOMP/FICOMP	FCOMPP
FSTSW/FNSTSW	FTST	FUCOM§
FUCOMP§	FUCOMPP§	FXAM

Load

FLD/FILD/FBLD	FLDCW	FLDENV
FRSTOR	FXCH	

Load Constant

FLD1	FLDL2E	FLDL2T
FLDLG2	FLDLN2	FLDPI
FLDZ		

Processor Control

FCLEX/FNCLEX	FDECSTP	FDISI/FNDISI*
FENI/FNENI*	FFREE	FINCSTP
FINIT/FNINIT	FLDCW	FNOP
FRSTOR	FSAVE/FNSAVE	FSETPM-
FSTCW/FNSTCW	FSTENV/FNSTENV	FSTSW/FNSTSW
FWAIT		

Store Data

FSAVE/FNSAVE	FST/FIST	FSTCW/FNSTCW
FSTENV/FNSTENV	FSTP/FISTP/FBSTP	FSTSW/FNSTSW

Transcendental

F2XM1	FCOS§	FPATAN
FPREM	FPREM1§	FPTAN
FSIN§	FSINCOS§	FYL2P1
FYL2X		

* 8087 only

† 80287 only.

§ 80387–80486 only.

Interpreting Coprocessor Instructions

This section provides an alphabetical reference to instructions of the 8087, 80287, and 80387 coprocessors. The format is the same as the processor instructions except that encodings are not provided. Differences are noted in the following.

The 80486 has the coprocessor built in. This one chip executes all the instructions listed in the previous section and this section.

Syntax

Syntaxes in Column 1 use the following abbreviations for operand types:

Syntax	Operand
<i>reg</i>	A coprocessor stack register
<i>memreal</i>	A direct or indirect memory operand storing a real number
<i>memint</i>	A direct or indirect memory operand storing a binary integer
<i>membcd</i>	A direct or indirect memory operand storing a BCD number

Examples

The position of the examples in Column 2 is not related to the clock speeds in Column 3.

Clock Speeds

Column 3 shows the clock speeds for each processor. Sometimes an instruction may have more than one possible clock speed. The following abbreviations are used to specify variations:

Abbreviation	Description
<i>EA</i>	Effective address. This applies only to the 8087. See the Processor Section, "Timings on the 8088 and 8086 Processors," for an explanation of effective address timings.
<i>s,l,t</i>	Short real, long real, and 10-byte temporary real.
<i>w,d,q</i>	Word, doubleword, and quadword binary integer.
<i>to, fr</i>	To or from stack top. On the 80387 and 80486, the <i>to</i> clocks represent timings when ST is the destination. The <i>fr</i> clocks represent timings when ST is the source.

Instruction Size

The instruction size is always 2 bytes for instructions that do not access memory. For instructions that do access memory, the size is 4 bytes on the 8087 and 80287. On the 80387 and 80486, the size for instructions that access memory is 4 bytes in 16-bit mode, or 6 bytes in 32-bit mode.

On the 8087, each instruction must be preceded by the **WAIT** (also called **FWAIT**) instruction, thereby increasing the instruction's size by 1 byte. The assembler inserts **WAIT** automatically by default, or with the **.8087** directive.

Architecture

The 8087, 80287, and 80387 coprocessors, along with the 80486, have several common elements of architecture. All have a register stack made up of eight 80-bit data registers. These can contain floating-point numbers in the temporary real format. The coprocessors also have 14 bytes of control registers. Figure 5.1 shows the format of registers.

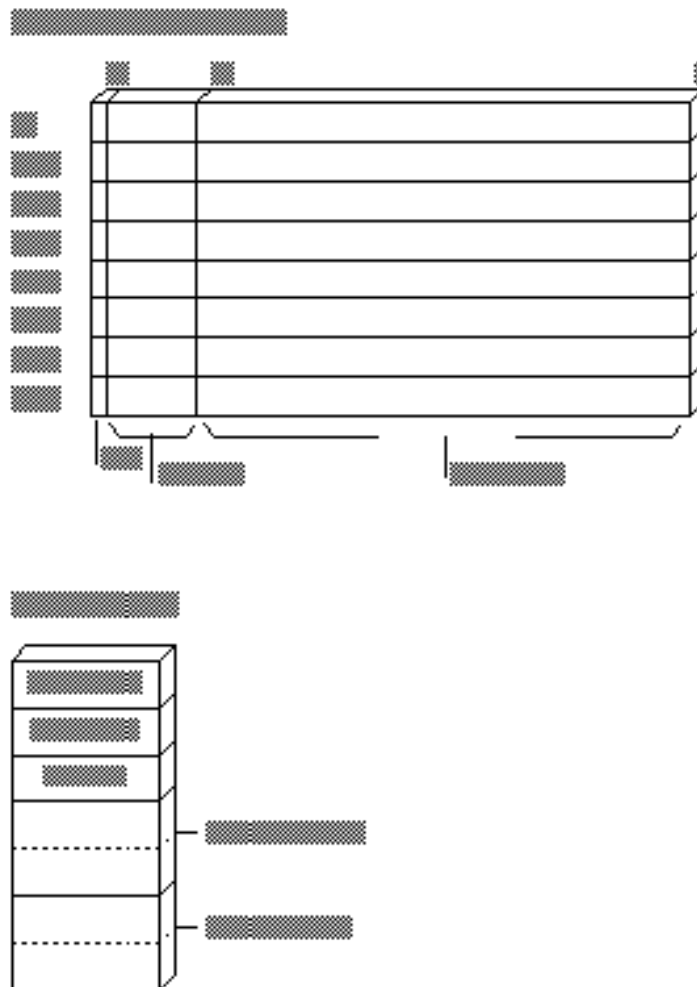


Fig. 5.1 Coprocessor Registers

The most important control registers are the control word and the status word. Figure 5.2 shows the format of these registers.

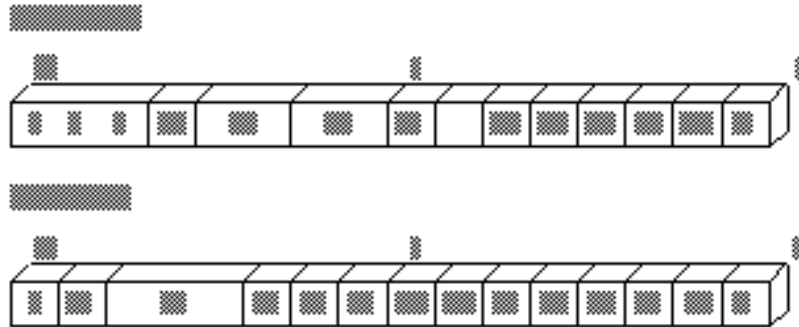


Fig. 5.2 Control Word and Status Word

F2XM1 2^X-1

Calculates $Y = 2^X - 1$. X is taken from ST. The result, Y , is returned in ST. X must be in the range $0 \leq X \leq 0.5$ on the 8087/287, or in the range $-1.0 \leq X \leq +1.0$ on the 80387-80486.

Syntax	Examples	CPU	Clock Cycles
F2XM1	f2xml	87	310-630
		287	310-630
		387	211-476
		486	140-279

FABS Absolute Value

Converts the element in ST to its absolute value.

Syntax	Examples	CPU	Clock Cycles
FABS	fabs	87	10-17
		287	10-17
		387	22
		486	3

FADD/FADDP/FIADD Add

Adds the source to the destination and returns the sum in the destination. If two register operands are specified, one must be ST. If a memory operand is specified, the sum replaces the value in ST. Memory operands can be 32- or 64-bit real numbers or 16- or 32-bit integers. If no operand is specified, ST is added to ST(1) and the stack is popped, returning the sum in ST. For **FADDP**, the source must be ST; the sum is returned in the destination and ST is popped.

Syntax	Examples	CPU	Clock Cycles
FADD [<i>reg,reg</i>]	<code>fadd st, st(2)</code>	87	70–100
	<code>fadd st(5), st</code>	287	70–100
	<code>fadd</code>	387	<i>to</i> =23–31, <i>fr</i> =26–34
		486	8–20
FADDP <i>reg,ST</i>	<code>faddp st(6), st</code>	87	75–105
		287	75–105
		387	23–31
		486	8–20
FADD <i>memreal</i>	<code>fadd QWORD PTR [bx]</code>	87	(<i>s</i> =90–120, <i>s</i> =95–125)+ <i>EA</i>
	<code>fadd shortreal</code>	287	<i>s</i> =90–120, <i>l</i> =95–125
		387	<i>s</i> =24–32, <i>l</i> =29–37
		486	8–20
FIADD <i>memint</i>	<code>fiadd int16</code>	87	(<i>w</i> =102–137, <i>d</i> =108–143)+ <i>EA</i>
	<code>fiadd warray[di]</code>	287	<i>w</i> =102–137, <i>d</i> =108–143
	<code>fiadd double</code>	387	<i>w</i> =71–85, <i>d</i> =57–72
		486	<i>w</i> =20–35, <i>d</i> =19–32

FBLD Load BCD

See **FLD**.

FBSTP Store BCD and Pop

See **FST**.

FCHS Change Sign

Reverses the sign of the value in ST.

Syntax	Examples	CPU	Clock Cycles
FCHS	<code>fchs</code>	87	10–17
		287	10–17
		387	24–25
		486	6

FCLEX/FNCLEX Clear Exceptions

Clears all exception flags, the busy flag, and bit 7 in the status word. Bit 7 is the interrupt-request flag on the 8087, and the error-status flag on the 80287, 80387, and 80486. The instruction has wait and no-wait versions.

Syntax	Examples	CPU	Clock Cycles*
FCLEX	<code>fclex</code>	87	2–8
FNCLEX		287	2–8
		387	11
		486	7

* These timings reflect the no-wait version of the instruction. The wait version may take additional clock cycles.

FCOM/FCOMP/FCOMPP/FICOM/FICOMP Compare

Compares the specified source operand to ST and sets the condition codes of the status word according to the result. The instruction subtracts the source operand from ST without changing either operand. Memory operands can be 32- or 64-bit real numbers or 16- or 32-bit integers. If no operand is specified or if two pops are specified, ST is compared to ST(1) and the stack is popped. If one pop is specified with an operand, the operand is compared to ST. If one of the operands is a NAN, an invalid-operation exception occurs (see **FUCOM** for an alternative method of comparing on the 80387–80486).

Syntax	Examples	CPU	Clock Cycles
FCOM <i>[[reg]]</i>	fcom st (2)	87	40-50
	fcom	287	40-50
		387	24
		486	4
FCOMP <i>[[reg]]</i>	fcomp st (7)	87	42-52
	fcomp	287	42-52
		387	26
		486	4
FCOMPP	fcompp	87	45-55
		287	45-55
		387	26
		486	5
FCOM <i>memreal</i>	fcom shortreal s [di]	87	(s=60-70,l=65-75)+EA
	fcom longreal	287	s=60-70,l=65-75
		387	s=26,l=31
		486	4
FCOMP <i>memreal</i>	fcomp longreal	87	(s=63-73,l=67-77)+EA
	fcomp shorts [di]	287	s=63-73,l=67-77
		387	s=26,l=31
		486	4
FICOM <i>memint</i>	fi com double	87	(w=72-86,d=78-91)+EA
	fi com warray [di]		w=72-86,d=78-91
		287	w=71-75,d=56-63
		387	w=16-20,d=15-17
	486		
FICOMP <i>memint</i>	fi comp WORD PTR	87	(w=74-88,d=80-93)+EA
	[bp+6]		w=74-88,d=80-93
	fi comp darray [di]	287	w=71-75,d=56-63
		387	w=16-20,d=15-17
	486		

Condition Codes for FCOM

C3	C2	C1	C0	Meaning
0	0	?	0	ST > source
0	0	?	1	ST < source
1	0	?	0	ST = source
1	1	?	1	ST is not comparable to source

FCOS Cosine

80387–80486 Only Replaces a value in radians in ST with its cosine. If $|ST| < 2^{63}$, the C2 bit of the status word is cleared and the cosine is calculated. Otherwise, C2 is set and no calculation is performed. ST can be reduced to the required range with **FPREM** or **FPREM1**.

Syntax	Examples	CPU	Clock Cycles
FCOS	<code>fcos</code>	87 287 387 486	— — 123–772* 257–354†

* For operands with an absolute value greater than $\pi/4$, up to 76 additional clocks may be required.

† For operands with an absolute value greater than $\pi/4$, add n clocks where $n = \text{operand}/(\pi/4)$.

FDECSTP Decrement Stack Pointer

Decrements the stack-top pointer in the status word. No tags or registers are changed, and no data is transferred. If the stack pointer is 0, **FDECSTP** changes it to 7.

Syntax	Examples	CPU	Clock Cycles
FDECSTP	<code>fdecstp</code>	87 287 387 486	6–12 6–12 22 3

FDISI/FNDISI Disable Interrupts

8087 Only Disables interrupts by setting the interrupt-enable mask in the control word. This instruction has wait and no-wait versions. Since the 80287, 80387, and 80486 do not have an interrupt-enable mask, the instruction is recognized but ignored on these coprocessors.

Syntax	Examples	CPU	Clock Cycles*
FDISI	<code>f di si</code>	87	2–8
FNDISI		287 387 486	2 2 3

* These timings reflect the no-wait version of the instruction. The wait version may take additional clock cycles.

FDIV/FDIVP/FIDIV Divide

Divides the destination by the source and returns the quotient in the destination. If two register operands are specified, one must be ST. If a memory operand is specified, the quotient replaces the value in ST. Memory operands can be 32- or 64-bit real numbers or 16- or 32-bit integers. If no operand is specified, ST(1) is divided by ST and the stack is popped, returning the result in ST. For **FDIVP**, the source must be ST; the quotient is returned in the destination register and ST is popped.

Syntax	Examples	CPU	Clock Cycles
FDIV <i>[[reg,reg]]</i>	<code>fdiv st, st(2)</code>	87	193–203
	<code>fdiv st(5), st</code>	287	193–203
		387	<i>to</i> =88, <i>fr</i> =91
		486	73
FDIVP <i>reg,ST</i>	<code>fdivp st(6), st</code>	87	197–207
		287	197–207
		387	91
		486	73
FDIV <i>memreal</i>	<code>fdiv DWORD PTR [bx]</code>	87	(<i>s</i> =215–225, <i>l</i> =220–230)+ <i>EA</i>
	<code>fdiv shortreal [di]</code>	287	<i>s</i> =215–225, <i>l</i> =220–230
	<code>fdiv longreal</code>	387	<i>s</i> =89, <i>l</i> =94
		486	73
FIDIV <i>memint</i>	<code>fivid int16</code>	87	(<i>w</i> =224–238, <i>d</i> =230–243)+ <i>EA</i>
	<code>fivid warray[di]</code>	287	<i>w</i> =224–238, <i>d</i> =230–243
	<code>fivid double</code>	387	<i>w</i> =136–140, <i>d</i> =120–127
		486	<i>w</i> =85–89, <i>d</i> =84–86

FDIVR/FDIVRP/FIDIVR Divide Reversed

Divides the source by the destination and returns the quotient in the destination. If two register operands are specified, one must be ST. If a memory operand is specified, the quotient replaces the value in ST. Memory operands can be 32- or 64-bit real numbers or 16- or 32-bit integers. If no operand is specified, ST is divided by ST(1) and the stack is popped, returning the result in ST. For **FDIVRP**, the source must be ST; the quotient is returned in the destination register and ST is popped.

Syntax	Examples	CPU	Clock Cycles
FDIVR <i>[[reg,reg]]</i>	fdivr <i>st, st(2)</i>	87	194–204
	fdivr <i>st(5), st</i>	287	194–204
	fdivr	387	<i>to=88, fr=91</i>
		486	73
FDIVRP <i>reg,ST</i>	fdivrp <i>st(6), st</i>	87	198–208
		287	198–208
		387	91
		486	73
FDIVR <i>memreal</i>	fdivr <i>longreal</i>	87	<i>(s=216–226, l=221–231)+EA</i>
	fdivr <i>shortreal [di]</i>	287	<i>s=216–226, l=221–231</i>
		387	<i>s=89, l=94</i>
		486	73
FIDIVR <i>memint</i>	fidiwr <i>double</i>	87	<i>(w=225–239, d=231–245)+EA</i>
	fidiwr <i>warray [di]</i>	287	<i>w=225–239, d=231–245</i>
		387	<i>w=135–141, d=121–128</i>
		486	<i>w=85–89, d=84–86</i>

FENI/FNENI Enable Interrupts

8087 Only Enables interrupts by clearing the interrupt-enable mask in the control word. This instruction has wait and no-wait versions. Since the 80287, 80387, and 80486 do not have interrupt-enable masks, the instruction is recognized but ignored on these coprocessors.

Syntax	Examples	CPU	Clock Cycles*
FENI	<code>feni</code>	87	2–8
FNENI		287	2
		387	2
		486	3

* These timings reflect the no-wait version of the instruction. The wait version may take additional clock cycles.

FFREE Free Register

Changes the specified register's tag to empty without changing the contents of the register.

Syntax	Examples	CPU	Clock Cycles
FFREE <i>ST(i)</i>	<code>ffree st(3)</code>	87	9–16
		287	9–16
		387	18
		486	3

FIADD/FISUB/FISUBR/ FIMUL/FIDIV/FIDIVR Integer Arithmetic

See **FADD**, **FSUB**, **FSUBR**, **FMUL**, **FDIV**, and **FDIVR**.

FICOM/FICOMP Compare Integer

See **FCOM**.

FILD Load Integer

See **FLD**.

FINCSTP Increment Stack Pointer

Increments the stack-top pointer in the status word. No tags or registers are changed, and no data is transferred. If the stack pointer is 7, **FINCSTP** changes it to 0.

Syntax	Examples	CPU	Clock Cycles
FINCSTP	<code>fincstp</code>	87	6–12
		287	6–12
		387	21
		486	3

FINIT/FNINIT Initialize Coprocessor

Initializes the coprocessor and resets all the registers and flags to their default values. The instruction has wait and no-wait versions. On the 80387–80486, the condition codes of the status word are cleared. On the 8087/287, they are unchanged.

Syntax	Examples	CPU	Clock Cycles*
FINIT	<code>fini t</code>	87	2–8
FNINIT		287	2–8
		387	33
		486	17

* These timings reflect the no-wait version of the instruction. The wait version may take additional clock cycles.

FIST/FISTP Store Integer

See **FST**.

FLD/FILD/FBLD Load

Pushes the specified operand onto the stack. All memory operands are automatically converted to temporary-real numbers before being loaded. Memory operands can be 32-, 64-, or 80-bit real numbers or 16-, 32-, or 64-bit integers.

Syntax	Examples	CPU	Clock Cycles
FLD <i>reg</i>	fld st(3)	87	17-22
		287	17-22
		387	14
		486	4
FLD <i>memreal</i>	fld longreal fld shortarray[<i>bx+di</i>]	87	(<i>s</i> =38-56, <i>l</i> =40-60, <i>t</i> =53-65)+ <i>EA</i>
		287	<i>s</i> =38-56, <i>l</i> =40-60, <i>t</i> =53-65
	fld <i>tempreal</i>	387	<i>s</i> =20, <i>l</i> =25, <i>t</i> =44
		486	<i>s</i> =3, <i>l</i> =3, <i>t</i> =6
FILD <i>memint</i>	fild mem16 fild DWORD PTR [<i>bx</i>]	87	(<i>w</i> =46-54, <i>d</i> =52-60, <i>q</i> =60-68)+ <i>EA</i>
		287	<i>w</i> =46-54, <i>d</i> =52-60, <i>q</i> =60-68
	fild quads[<i>si</i>]	387	<i>w</i> =61-65, <i>d</i> =45-52, <i>q</i> =56-67
		486	<i>w</i> =13-16, <i>d</i> =9-12, <i>q</i> =10-18
FBLD <i>membcd</i>	fbl d packbcd	87	(290-310)+ <i>EA</i>
		287	290-310
		387	266-275
		486	70-103

FLD1/FLDZ/FLDPI/FLDL2E/FLDL2T/FLDLG2/FLDLN2 Load Constant

Pushes a constant onto the stack. The following constants can be loaded:

Instruction	Constant
FLD1	+1.0
FLDZ	+0.0
FLDPI	π

Instruction	Constant		
FLDL2E	$\text{Log}_2(e)$		
FLDL2T	$\text{Log}_2(10)$		
FLDLG2	$\text{Log}_{10}(2)$		
FLDLN2	$\text{Log}_e(2)$		
Syntax	Examples	CPU	Clock Cycles
FLD1	f1 d1	87	15–21
		287	15–21
		387	24
		486	4
FLDZ	f1 dz	87	11–17
		287	11–17
		387	20
		486	4
FLDPI	f1 dpi	87	16–22
		287	16–22
		387	40
		486	8
FLDL2E	f1 dl 2e	87	15–21
		287	15–21
		387	40
		486	8
FLDL2T	f1 dl 2t	87	16–22
		287	16–22
		387	40
		486	8
FLDLG2	f1 dl g2	87	18–24
		287	18–24
		387	41
		486	8
FLDLN2	f1 dl n2	87	17–23
		287	17–23
		387	41
		486	8

FLDCW Load Control Word

Loads the specified word into the coprocessor control word. The format of the control word is shown in the “Interpreting Coprocessor Instructions” section.

Syntax	Examples	CPU	Clock Cycles
FLDCW <i>mem16</i>	<code>fldcw ctrl word</code>	87 287 387 486	(7–14)+ <i>EA</i> 7–14 19 4

FLDENV/FLDENW/FLDENVD Load Environment State

Loads the 14-byte coprocessor environment state from a specified memory location. The environment includes the control word, status word, tag word, instruction pointer, and operand pointer. On the 80387–80486 in 32-bit mode, the environment state is 28 bytes.

Syntax	Examples	CPU	Clock Cycles
FLDENV <i>mem</i>	<code>fldenv [bp+10]</code>	87	(35–45)+ <i>EA</i>
FLDENW <i>mem</i> *		287	35–45
FLDENVD <i>mem</i> *		387 486	71 44, <i>pm</i> =34

* 80387–80486 only.

FMUL/FMULP/FIMUL Multiply

Multiplies the source by the destination and returns the product in the destination. If two register operands are specified, one must be *ST*. If a memory operand is specified, the product replaces the value in *ST*. Memory operands can be 32- or 64-bit real numbers or 16- or 32-bit integers. If no operand is specified, *ST*(1) is multiplied by *ST* and the stack is popped, returning the product in *ST*. For **FMULP**, the source must be *ST*; the product is returned in the destination register and *ST* is popped.

Syntax	Examples	CPU	Clock Cycles
FMUL <i>[[reg,reg]]</i>	fmul <i>st, st(2)</i>	87	130–145 (90–105)*
	fmul <i>st(5), st</i>	287	130–145 (90–105)*
	fmul	387	<i>to</i> =46–54 (49), <i>fr</i> = 29–57 (52)†
		486	16
FMULP <i>reg,ST</i>	fmul p <i>st(6), st</i>	87	134–148 (94–108)*
		287	134–148 (94–108)*
		387	29–57 (52)†
		486	16
FMUL <i>memreal</i>	fmul DWORD PTR [<i>bx</i>]	87	(<i>s</i> =110–125, <i>l</i> =154– 168)+ <i>EA</i> §
	fmul shortreal [<i>di+3</i>]	287	<i>s</i> =110–125, <i>l</i> =154 –168§
	fmul longreal	387	<i>s</i> =27–35, <i>l</i> =32–57
		486	<i>s</i> =11, <i>l</i> =14
FIMUL <i>memint</i>	fimul int16	87	(<i>w</i> =124–138, <i>d</i> =130 –144)+ <i>EA</i>
	fimul warray [<i>di</i>]	287	<i>w</i> =124–138, <i>d</i> =130 –144
	fimul double	387	<i>w</i> =76–87, <i>d</i> =61–82
		486	<i>w</i> =23–27, <i>d</i> =22–24

* The clocks in parentheses show times for short values—those with 40 trailing zeros in their fraction because they were loaded from a short-real memory operand.

† The clocks in parentheses show typical speeds.

§ If the register operand is a short value—having 40 trailing zeros in its fraction because it was loaded from a short-real memory operand—then the timing is (112–126)+*EA* on the 8087 or 112–126 on the 80287.

FNinstruction No-Wait Instructions

Instructions that have no-wait versions include **FCLEX**, **FDISI**, **FENI**, **FINIT**, **FSAVE**, **FSTCW**, **FSTENV**, and **FSTSW**. Wait versions of instructions check for unmasked numeric errors; no-wait versions do not. When the **.8087** directive is used, the assembler puts a **WAIT** instruction before the wait versions and a **NOP** instruction before the no-wait versions.

FNOP No Operation

Performs no operation. **FNOP** can be used for timing delays or alignment.

Syntax	Examples	CPU	Clock Cycles
FNOP	fno p	87	10–16
		287	10–16
		387	12
		486	3

FPATAN Partial Arctangent

Finds the partial tangent by calculating $Z = \text{ARCTAN}(Y / X)$. X is taken from ST and Y from ST(1). On the 8087/287, Y and X must be in the range $0 \leq Y < X < \infty$. On the 80387–80486, there is no restriction on X and Y. X is popped from the stack and Z replaces Y in ST.

Syntax	Examples	CPU	Clock Cycles
FPATAN	fpatan	87	250–800
		287	250–800
		387	314–487
		486	218–303

FPREM Partial Remainder

Calculates the remainder of ST divided by ST(1), returning the result in ST. The remainder retains the same sign as the original dividend. The calculation uses the following formula:

$$\text{remainder} = \text{ST} - \text{ST}(1) * \text{quotient}$$

The *quotient* is the exact value obtained by chopping $\text{ST} / \text{ST}(1)$ toward 0. The instruction is normally used in a loop that repeats until the reduction is complete, as indicated by the condition codes of the status word.

Syntax	Examples	CPU	Clock Cycles
FPREM	fprem	87	15–190
		287	15–190
		387	74–155
		486	70–138

Condition Codes for FPREM and FPREM1

C3	C2	C1	C0	Meaning
?	1	?	?	Incomplete reduction
0	0	0	0	<i>quotient</i> MOD 8 = 0
0	0	0	1	<i>quotient</i> MOD 8 = 4
0	0	1	0	<i>quotient</i> MOD 8 = 1
0	0	1	1	<i>quotient</i> MOD 8 = 5
1	0	0	0	<i>quotient</i> MOD 8 = 2
1	0	0	1	<i>quotient</i> MOD 8 = 6
1	0	1	0	<i>quotient</i> MOD 8 = 3
1	0	1	1	<i>quotient</i> MOD 8 = 7

FPREM1 Partial Remainder (IEEE Compatible)

80387–80486 Only Calculates the remainder of ST divided by ST(1), returning the result in ST. The remainder retains the same sign as the original dividend. The calculation uses the following formula:

$$\mathit{remainder} = \mathit{ST} - \mathit{ST}(1) * \mathit{quotient}$$

The *quotient* is the integer nearest to the exact value of ST / ST(1). When two integers are equally close to the given value, the even integer is used. The instruction is normally used in a loop that repeats until the reduction is complete, as indicated by the condition codes of the status word. See **FPREM** for the possible condition codes.

Syntax	Examples	CPU	Clock Cycles
FPREM1	<code>fprem1</code>	87 287 387 486	— — 95–185 72–167

FPTAN Partial Tangent

Finds the partial tangent by calculating $Y / X = \text{TAN}(Z)$. Z is taken from ST. Z must be in the range $0 \leq Z \leq \pi / 4$ on the 8087/287. On the 80387–80486, $|Z|$ must be less than 2^{63} . The result is the ratio Y / X . Y replaces Z , and X is pushed into ST. Thus, Y is returned in ST(1) and X in ST.

Syntax	Examples	CPU	Clock Cycles
FPTAN	fptan	87	30–540
		287	30–540
		387	191–497*
		486	200–273†

* For operands with an absolute value greater than $\pi/4$, up to 76 additional clocks may be required.

† For operands with an absolute value greater than $\pi/4$, add n clocks where $n = \text{operand}/(\pi/4)$.

FRNDINT Round to Integer

Rounds ST from a real number to an integer. The rounding control (RC) field of the control word specifies the rounding method, as shown in the introduction to this section.

Syntax	Examples	CPU	Clock Cycles
FRNDINT	frndint	87	16–50
		287	16–50
		387	66–80
		486	21–30

FRSTOR/FRSTORW/FRSTORD Restore Saved State

Restores the 94-byte coprocessor state to the coprocessor from the specified memory location. In 32-bit mode on the 80387–80486, the environment state takes 108 bytes.

Syntax	Examples	CPU	Clock Cycles
FRSTOR <i>mem</i>	frstor [bp-94]	87	(197–207)+EA
FRSTORW <i>mem</i> *		287	†
FRSTORD <i>mem</i> *		387	308
		486	131, <i>pm</i> =120

* 80387–80486 only.

† Clock counts are not meaningful in determining overall execution time of this instruction. Timing is determined by operand transfers.

FSAVE/FSAVEW/FSAVED/FNSAVE/ FNSAVEW/FNSAVED Save Coprocessor State

Stores the 94-byte coprocessor state to the specified memory location. In 32-bit mode on the 80387–80486, the environment state takes 108 bytes. This instruction has wait and no-wait versions. After the save, the coprocessor is initialized as if **FINIT** had been executed.

Syntax	Examples	CPU	Clock Cycles§
FSAVE <i>mem</i>	fsave [bp-94]	87	(197–207)+EA
FSAVEW <i>mem</i> *	fsave cobuffer	287	†
FSAVED <i>mem</i> *		387	375–376
FNSAVE <i>mem</i>		486	154, <i>pm</i> =143
FNSAVEW <i>mem</i> *			
FNSAVED <i>mem</i> *			

* 80387–80486 only.

† Clock counts are not meaningful in determining overall execution time of this instruction. Timing is determined by operand transfers.

§ These timings reflect the no-wait version of the instruction. The wait version may take additional clock cycles.

FSCALE Scale

Scales by powers of 2 by calculating the function $Y = Y * 2^X$. X is the scaling factor taken from ST(1), and Y is the value to be scaled from ST. The scaled result replaces the value in ST. The scaling factor remains in ST(1). If the scaling factor is not an integer, it will be truncated toward zero before the scaling.

On the 8087/287, if X is not in the range $-2^{15} \leq X < 2^{15}$ or if X is in the range $0 < X < 1$, the result will be undefined. The 80387–80486 have no restrictions on the range of operands.

Syntax	Examples	CPU	Clock Cycles
FSCALE	fscal e	87 287 387 486	32–38 32–38 67–86 30–32

FSETPM Set Protected Mode

80287 Only Sets the 80287 to protected mode. The instruction and operand pointers are in the protected-mode format after this instruction. On the 80387–80486, **FSETPM** is recognized but interpreted as **FNOP**, since the 80386/486 processors handle addressing identically in real and protected mode.

Syntax	Examples	CPU	Clock Cycles
FSETPM	fsetpm	87 287 387 486	— 2–8 12 3

FSIN Sine

80387–80486 Only Replaces a value in radians in ST with its sine. If $|ST| < 2^{63}$, the C2 bit of the status word is cleared and the sine is calculated. Otherwise, C2 is set and no calculation is performed. ST can be reduced to the required range with **FPREM** or **FPREM1**.

Syntax	Examples	CPU	Clock Cycles
FSIN	<code>f s i n</code>	87 287 387 486	— — 122–771* 257–354†

* For operands with an absolute value greater than $\pi/4$, up to 76 additional clocks may be required.

† For operands with an absolute value greater than $\pi/4$, add n clocks where $n = \text{operand}/(\pi/4)$.

FSINCOS Sine and Cosine

80387–80486 Only Computes the sine and cosine of a radian value in ST. The sine replaces the value in ST, and then the cosine is pushed onto the stack. If $|ST| < 2^{63}$, the C2 bit of the status word is cleared and the sine and cosine are calculated. Otherwise, C2 is set and no calculation is performed. ST can be reduced to the required range with **FPREM** or **FPREM1**.

Syntax	Examples	CPU	Clock Cycles
FSINCOS	<code>f s i n c o s</code>	87 287 387 486	— — 194–809* 292–365†

* For operands with an absolute value greater than $\pi/4$, up to 76 additional clocks may be required.

† For operands with an absolute value greater than $\pi/4$, add n clocks where $n = \text{operand}/(\pi/4)$.

FSQRT Square Root

Replaces the value of ST with its square root. (The square root of -0 is -0 .)

Syntax	Examples	CPU	Clock Cycles
FSQRT	fsqrt	87	180–186
		287	180–186
		387	122–129
		486	83–87

FST/FSTP/FIST/FISTP/FBSTP Store

Stores the value in ST to the specified memory location or register. Temporary-real values in registers are converted to the appropriate integer, BCD, or floating-point format as they are stored. With **FSTP**, **FISTP**, and **FBSTP**, the ST register value is popped off the stack. Memory operands can be 32-, 64-, or 80-bit real numbers for **FSTP** or 16-, 32-, or 64-bit integers for **FISTP**.

Syntax	Examples	CPU	Clock Cycles
FST <i>reg</i>	fst <i>st</i> (6) fst <i>st</i>	87	15–22
		287	15–22
		387	11
		486	3
FSTP <i>reg</i>	fstp <i>st</i> fstp <i>st</i> (3)	87	17–24
		287	17–24
		387	12
		486	3
FST <i>memreal</i>	fst <i>shortreal</i> fst <i>longs</i> [<i>bx</i>]	87	(<i>s</i> =84–90, <i>l</i> =96–104)+ <i>EA</i>
		287	<i>s</i> =84–90, <i>l</i> =96–104
		387	<i>s</i> =44, <i>l</i> =45
		486	<i>s</i> =7, <i>l</i> =8
FSTP <i>memreal</i>	fstp <i>longreal</i> fstp <i>tempreal</i> <i>s</i> [<i>bx</i>]	87	(<i>s</i> =86–92, <i>l</i> =98–106, <i>t</i> =52–58)+ <i>EA</i>
		287	<i>s</i> =86–92, <i>l</i> =98–106, <i>t</i> =52–58
		387	<i>s</i> =44, <i>l</i> =45, <i>t</i> =53
		486	<i>s</i> =7, <i>l</i> =8, <i>t</i> =6

Syntax	Examples	CPU	Clock Cycles
FIST <i>memint</i>	fist int16	87	(w=80-90,d=82-92)+EA
	fist doubles[8]	287	w=80-90,d=82-92
		387	w=82-95,d=79-93
		486	w=29-34,d=28-34
FISTP <i>memint</i>	fistp longint	87	(w=82-92,d=84-94,q=94-105)+EA
	fistp doubles[bx]	287	w=82-92,d=84-94,q=94-105
		387	w=82-95,d=79-93,q=80-97
		486	29-34
FBSTP <i>membcd</i>	fbstp bcds[bx]	87	(520-540)+EA
		287	520-540
		387	512-534
		486	172-176

FSTCW/FNSTCW Store Control Word

Stores the control word to a specified 16-bit memory operand. This instruction has wait and no-wait versions.

Syntax	Examples	CPU	Clock Cycles*
FSTCW <i>mem16</i>	fstcw ctrlword	87	12-18
FNSTCW <i>mem16</i>		287	12-18
		387	15
		486	3

* These timings reflect the no-wait version of the instruction. The wait version may take additional clock cycles.

FSTENV/FSTENVW/FSTENVVD/FNSTENV/FNSTENVW/FNSTENVVD Store Environment State

Stores the 14-byte coprocessor environment state to a specified memory location. The environment state includes the control word, status word, tag word, instruction pointer, and operand pointer. On the 80387-80486 in 32-bit mode, the environment state is 28 bytes.

Syntax	Examples	CPU	Clock Cycles†
FSTENV <i>mem</i>	fstenv [bp-14]	87	(40–50)+ <i>EA</i>
FSTENVW <i>mem</i> *		287	40–50
FSTENVVD <i>mem</i> *		387	103–104
FNSTENV <i>mem</i>		486	67, <i>pm</i> =56
FNSTENVW <i>mem</i> *			
FNSTENVVD <i>mem</i> *			

* 80387–80486 only.

† These timings reflect the no-wait version of the instruction. The wait version may take additional clock cycles.

FSTSW/FNSTSW Store Status Word

Stores the status word to a specified 16-bit memory operand. On the 80287, 80387, and 80486, the status word can also be stored to the processor's AX register. This instruction has wait and no-wait versions.

Syntax	Examples	CPU	Clock Cycles*
FSTSW <i>mem16</i>	fstsw statword	87	12–18
FNSTSW <i>mem16</i>		287	12–18
		387	15
		486	3
FSTSW AX	fstsw ax	87	—
FNSTSW AX		287	10–16
		387	13
		486	3

* These timings reflect the no-wait version of the instruction. The wait version may take additional clock cycles.

FSUB/FSUBP/FISUB Subtract

Subtracts the source operand from the destination operand and returns the difference in the destination operand. If two register operands are specified, one must be ST. If a memory operand is specified, the result replaces the value in ST. Memory operands can be 32- or 64-bit real numbers or 16- or 32-bit integers. If no operand is specified, ST is subtracted from ST(1) and the stack is popped, returning the difference in ST. For **FSUBP**, the source must be ST; the difference (destination minus source) is returned in the destination register and ST is popped.

Syntax	Examples	CPU	Clock Cycles
FSUB <i>[[reg,reg]]</i>	fsub <i>st, st(2)</i>	87	70–100
	fsub <i>st(5), st</i>	287	70–100
	fsub	387	<i>to=29–37, fr=26–34</i>
		486	8–20
FSUBP <i>reg,ST</i>	fsubp <i>st(6), st</i>	87	75–105
		287	75–105
		387	26–34
		486	8–20
FSUB <i>memreal</i>	fsub <i>longreal</i>	87	<i>(s=90–120,s=95–125)+EA</i>
	fsub <i>shortreal s[di]</i>	287	<i>s=90–120,l=95–125</i>
		387	<i>s=24–32,l=28–36</i>
		486	8–20
FISUB <i>memint</i>	fi sub <i>double</i>	87	<i>(w=102–137,d=108–143)+EA</i>
	fi sub <i>warray[di]</i>	287	<i>w=102–137,d=108–143</i>
		387	<i>w=71–83,d=57–82</i>
		486	<i>w=20–35,d=19–32</i>

FSUBR/FSUBRP/FISUBR Subtract Reversed

Subtracts the destination operand from the source operand and returns the result in the destination operand. If two register operands are specified, one must be ST. If a memory operand is specified, the result replaces the value in ST. Memory operands can be 32- or 64-bit real numbers or 16- or 32-bit integers. If no operand is specified, ST(1) is subtracted from ST and the stack is popped, returning the difference in ST. For **FSUBRP**, the source must be ST; the difference (source minus destination) is returned in the destination register and ST is popped.

Syntax	Examples	CPU	Clock Cycles
FSUBR <i>[[reg,reg]]</i>	fsubr <i>st, st(2)</i>	87	70–100
	fsubr <i>st(5), st</i>	287	70–100
	fsubr	387	<i>to=29–37, fr=26–34</i>
		486	8–20
FSUBRP <i>reg,ST</i>	fsubrp <i>st(6), st</i>	87	75–105
		287	75–105
		387	26–34
		486	8–20

Syntax	Examples	CPU	Clock Cycles
FSUBR <i>memreal</i>	fsubr QWORD PTR [bx]	87	(s=90-120,s=95-125)+EA
	fsubr shortreal [di]	287	s=90-120,l=95-125
	fsubr longreal	387	s=25-33,l=29-37
		486	8-20
FISUBR <i>memint</i>	fisubr int16	87	(w=103-139,d=109-144)+EA
	fisubr warray [di]	287	w=103-139,d=109-144
	fisubr double	387	w=72-84,d=58-83
		486	w=20-55,d=19-32

FTST Test for Zero

Compares ST with +0.0 and sets the condition of the status word according to the result.

Syntax	Examples	CPU	Clock Cycles
FTST	ftst	87	38-48
		287	38-48
		387	28
		486	4

Condition Codes for FTST

C3	C2	C1	C0	Meaning
0	0	?	0	ST is positive
0	0	?	1	ST is negative
1	0	?	0	ST is 0
1	1	?	1	ST is not comparable (NAN or projective infinity)

FUCOM/FUCOMP/FUCOMPP Unordered Compare

80387-80486 Only Compares the specified source to ST and sets the condition codes of the status word according to the result. The instruction subtracts the source operand from ST without changing either operand. Memory operands are not allowed. If no operand is specified or if two pops are specified, ST is compared to ST(1). If one pop is specified with an operand, the given register is compared to ST.

Unlike **FCOM**, **FUCOM** does not cause an invalid-operation exception if one of the operands is NAN. Instead, the condition codes are set to unordered.

Syntax	Examples	CPU	Clock Cycles
FUCOM [<i>reg</i>]	fucom st(2)	87	—
	fucom	287	—
		387	24
		486	4
FUCOMP [<i>reg</i>]	fucomp st(7)	87	—
	fucomp	287	—
		387	26
		486	4
FUCOMPP	fucompp	87	—
		287	—
		387	26
		486	5

Condition Codes for FUCOM

C3	C2	C1	C0	Meaning
0	0	?	0	ST > source
0	0	?	1	ST < source
1	0	?	0	ST = source
1	1	?	1	Unordered

FWAIT Wait

Suspends execution of the processor until the coprocessor is finished executing. This is an alternate mnemonic for the processor **WAIT** instruction.

Syntax	Examples	CPU	Clock Cycles
FWAIT	fwai t	87	4
		287	3
		387	6
		486	1–3

FXAM Examine

Reports the contents of ST in the condition flags of the status word.

Syntax	Examples	CPU	Clock Cycles
FXAM	fxam	87	12–23
		287	12–23
		387	30–38
		486	8

Condition Codes for FXAM

C3	C2	C1	C0	Meaning
0	0	0	0	+ Unnormal*
0	0	0	1	+ NAN
0	0	1	0	– Unnormal*
0	0	1	1	– NAN
0	1	0	0	+ Normal
0	1	0	1	+ Infinity
0	1	1	0	– Normal
0	1	1	1	– Infinity
1	0	0	0	+ 0
1	0	0	1	Empty
1	0	1	0	– 0
1	0	1	1	Empty
1	1	0	0	+ Denormal
1	1	0	1	Empty*
1	1	1	0	– Denormal
1	1	1	1	Empty*

* Not used on the 80387–80486. Unnormals are not supported by the 80387–80486. Also, the 80387–80486 use two codes instead of four to identify empty registers.

FXCH Exchange Registers

Exchanges the specified (destination) register and ST. If no operand is specified, ST and ST(1) are exchanged.

Syntax	Examples	CPU	Clock Cycles
FXCH [<i>reg</i>]	<code>fxch st(3)</code> <code>fxch</code>	87 287 387 486	10–15 10–15 18 4

FXTRACT Extract Exponent and Significand

Extracts the exponent and significand (mantissa) fields of ST. The exponent replaces the value in ST, and then the significand is pushed onto the stack.

Syntax	Examples	CPU	Clock Cycles
FXTRACT	<code>fxtract</code>	87 287 387 486	27–55 27–55 70–76 16–20

FYL2X $Y \log_2(X)$

Calculates $Z = Y \log_2(X)$. X is taken from ST and Y from ST(1). The stack is popped, and the result, Z, replaces Y in ST. X must be in the range $0 < X < \infty$ and Y in the range $-\infty < Y < \infty$.

Syntax	Examples	CPU	Clock Cycles
FYL2X	<code>fyl 2x</code>	87 287 387 486	900–1100 900–1100 120–538 196–329

FYL2XP1 Y log₂(X+1)

Calculates $Z = Y \log_2(X + 1)$. X is taken from ST and Y from ST(1). The stack is popped once, and the result, Z, replaces Y in ST. X must be in the range $0 < |X| < (1 - (\sqrt{2} / 2))$. Y must be in the range $-\infty < Y < \infty$.

Syntax	Examples	CPU	Clock Cycles
FYL2XP1	fy1 2xp1	87	700–1000
		287	700–1000
		387	257–547
		486	171–326

CHAPTER 6

Macros

Introduction	180
BIOS.INC	180
CMACROS.INC, CMACROS.NEW	180
MS-DOS.INC	183
MACROS.INC	184
PROLOGUE.INC	185
WIN.INC	185

Introduction

Each of the INCLUDE files is listed with the names of the macros it contains. Macros listed take the form:

```
<macroname>MACRO[[ <variables[[:=<default value>]], ..>]]
```

Some variables are listed as *name:req*. In these cases, *req* indicates that *macroname* cannot be called without the variable *name* supplied.

For specific information on the macros themselves, see the contents of the commented *.INC file.

BIOS.INC

```
@Cls MACRO pagenum
@GetCharAtr MACRO pagenum
@GetCsr MACRO pagenum
@GetMode MACRO
@PutChar MACRO chr, atrib, pagenum, loops
@PutCharAtr MACRO chr, atrib, pagenum, loops
@Scroll MACRO distance:REQ, atrib:=<07h>, upcol, uprow, dncol, dnrow
@SetColor MACRO color
@SetCsrPos MACRO column, row, pagenum
@SetCsrSize MACRO first, last
@SetMode MACRO mode
@SetPage MACRO pagenum
@SetPalette MACRO color
```

CMACROS.INC, CMACROS.NEW

These two include files contain the same macros. Use CMACROS.NEW for programs written in MASM 6.0 and later. Use CMACROS.INC for programs written in MASM 5.1 or earlier, or if you have problems with CMACROS.NEW.

```
@reverse MACRO list
arg MACRO args
assumes MACRO s,ln
```

callert MACRO funcname
cBegin MACRO pname
cEnd MACRO pname
cEpilog MACRO procname, flags, cbParms, cbLocals, reglist, userparms
cProc MACRO pname:REQ, attribs, autoSave
cPrologue MACRO procname, flags, cbParms, cbLocals, reglist, userparms
createSeg MACRO segName, logName, align, combine, class, grp
cRet MACRO
defGrp MACRO foo:vararg
errn\$ MACRO l,x
errnz MACRO x
externA MACRO names:req, langtype
externB MACRO names:req, langtype
externCP MACRO n,c
externD MACRO names:req, langtype
externDP MACRO n,c
externFP MACRO names:req, langtype
externNP MACRO names:req, langtype
externP MACRO n,c
externQ MACRO names:req, langtype
externT MACRO names:req, langtype
externW MACRO names:req, langtype
farPtr MACRO n,s,o
globalB MACRO name:req, initVal:=<?>, repCount, langType
globalCP MACRO n,i,s,c
globalD MACRO name:req, initVal:=<?>, repCount, langType
globalDP MACRO n,i,s,c
globalQ MACRO name:req, initVal:=<?>, repCount, langType
globalT MACRO name:req, initVal:=<?>, repCount, langType
globalW MACRO name:req, initVal:=<?>, repCount, langType
labelB MACRO names:req,langType
labelCP MACRO n,c

labelD MACRO names:req,langType
labelDP MACRO n,c
labelFP MACRO names:req,langType
labelNP MACRO names:req,langType
labelP MACRO n,c
labelQ MACRO names:req,langType
labelT MACRO names:req,langType
labelW MACRO names:req,langType
lbl MACRO names:req
localB MACRO name
localCP MACRO n
localD MACRO name
localDP MACRO n
localQ MACRO name
localT MACRO name
localV MACRO name,a
localW MACRO name
logName&_assumes MACRO s
logName&_sbegin MACRO
n MACRO
outif MACRO name:req, defval:=<0>, onmsg, offmsg
parmB MACRO names:req
parmCP MACRO n
parmD MACRO names:req
parmDP MACRO n
parmQ MACRO names:req
parmR MACRO n,r,r2
parmT MACRO names:req
parmW MACRO names:req
regPtr MACRO n,s,o
save MACRO r
sBegin MACRO name:req

sEnd MACRO name
setDefLangType MACRO overLangType
staticB MACRO name:req, initVal:=<?>, repCount
staticCP MACRO name:req, i, s
staticD MACRO name:req, initVal:=<?>, repCount
staticDP MACRO name:req, i, s
staticI MACRO name:req, initVal:=<?>, repCount
staticQ MACRO name:req, initVal:=<?>, repCount
staticT MACRO name:req, initVal:=<?>, repCount
staticW MACRO name:req, initVal:=<?>, repCount

MS-DOS.INC

NPVOID TYPEDEF NEAR PTR
FPVOID TYPEDEF FAR PTR
FILE_INFO STRUCT
@ChDir MACRO path:REQ, segmnt
@ChkDrv MACRO drive
@CloseFile MACRO handle:REQ
@DelFile MACRO path:REQ, segmnt
@Exit MACRO return
@FreeBlock MACRO segmnt
@GetBlock MACRO graphs:REQ, retry:=<0>
@GetChar MACRO ech:=<1>, cc:=<1>, clear:=<0>
@GetDate MACRO
@GetDir MACRO buffer:REQ, drive, segmnt
@GetDrv MACRO
@GetDTA MACRO
@GetFileSize MACRO handle:REQ
@GetFirst MACRO path:REQ, atrib, segmnt
@GetInt MACRO interrupt:REQ
@GetNext MACRO

@GetStr MACRO ofset:REQ, terminator, limit, segmnt
@GetTime MACRO
@GetVer MACRO
@MakeFile MACRO path:REQ, atrib:=<0>, segmnt, kind
@MkDir MACRO path:REQ, segmnt
@ModBlock MACRO graphs:REQ, segmnt
@MoveFile MACRO old:REQ, new:REQ, segold, segnew
@MovePtrAbs MACRO handle:REQ, distance
@MovePtrRel MACRO handle:REQ, distance
@OpenFile MACRO path:REQ, access:=<0>, segmnt
@PrtChar MACRO chr:VARARG
@Read MACRO ofset:REQ, bytes:REQ, handle:=<0>, segmnt
@Rmdir MACRO path:REQ, segmnt
@SetDate MACRO month:REQ, day:REQ, year:REQ
@SetDrv MACRO drive:REQ
@SetDTA MACRO buffer:REQ, segmnt
@SetInt MACRO interrupt:REQ, vector:REQ, segmnt
@SetTime MACRO hour:REQ, minutes:REQ, seconds:REQ, hundredths:REQ
@ShowChar MACRO chr:VARARG
@ShowStr MACRO ofset:REQ, segmnt
@TSR MACRO paragraphs:REQ, return
@Write MACRO ofset:REQ, bytes:REQ, handle:=<1>, segmnt

MACROS.INC

@ArgCount MACRO arglist:VARARG
@ArgI MACRO index:REQ, arglist:VARARG
@ArgRev MACRO arglist
@PopAll MACRO
@PushAll MACRO
@RestoreRegs MACRO
@SaveRegs MACRO regs:VARARG
echof MACRO format:REQ, args:VARARG
pushc MACRO op

PROLOGUE.INC

cEpilogue MACRO szProcName, flags, cbParams, cbLocals, rgRegs,
rgUserParams

cPrologue MACRO szProcName, flags, cbParams, cbLocals, rgRegs,
rgUserParams

WIN.INC

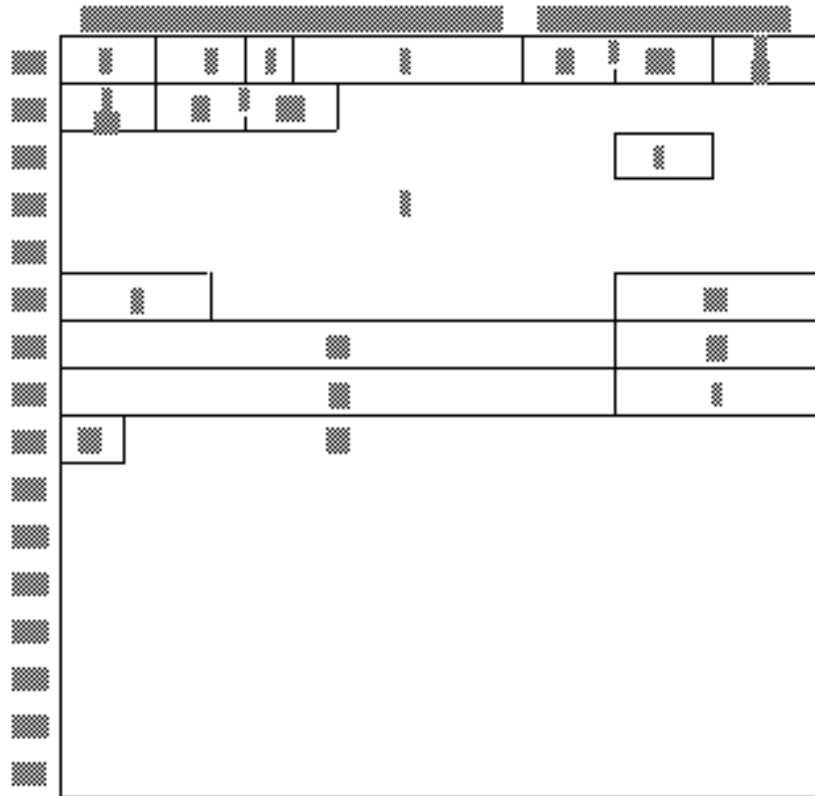
The include file WIN.INC is WINDOWS.H processed by H2INC, and slightly modified to reduce unnecessary warnings.

CHAPTER 7

Tables

ASCII Chart	188
Key Codes	190
MS-DOS Program Segment Prefix (PSP)	192
Color Display Attributes	193
Hexadecimal-Binary-Decimal Conversion	194

MS-DOS Program Segment Prefix (PSP)



- 1 Opcode for INT 20h instruction (CDh 20h)
- 2 Segment of first allocatable address following the program (used for memory allocation)
- 3 Reserved or used by MS-DOS
- 4 Opcode for far call to MS-DOS function dispatcher
- 5 Vector for terminate routine
- 6 Vector for CTRL+C handler routine
- 7 Vector for error handler routine
- 8 Segment address of program's environment block
- 9 Opcode for MS-DOS INT 21h and far return (you can do a far call to this address to execute MS-DOS calls)
- 10 First command-line argument (formatted as uppercase 11-character filename)
- 11 Second command-line argument (formatted as uppercase 11-character filename)
- 12 Number of bytes in command-line argument
- 13 Unformatted command line and/or default Disk Transfer Area (DTA)

Color Display Attributes

Background					Foreground						
Bits				Num	Color	Bits*				Num	Color
F	R	G	B			I	R	G	B		
0	0	0	0	0	Black	0	0	0	0	0	Black
0	0	0	1	1	Blue	0	0	0	1	1	Blue
0	0	1	0	2	Green	0	0	1	0	2	Green
0	0	1	1	3	Cyan	0	0	1	1	3	Cyan
0	1	0	0	4	Red	0	1	0	0	4	Red
0	1	0	1	5	Magenta	0	1	0	1	5	Magenta
0	1	1	0	6	Brown	0	1	1	0	6	Brown
0	1	1	1	7	White	0	1	1	1	7	White
1	0	0	0	8	Black blink	1	0	0	0	8	Dark gray
1	0	0	1	9	Blue blink	1	0	0	1	9	Light Blue
1	0	1	0	A	Green blink	1	0	1	0	A	Light green
1	0	1	1	B	Cyan blink	1	0	1	1	B	Light cyan
1	1	0	0	C	Red blink	1	1	0	0	C	Light red
1	1	0	1	D	Magenta blink	1	1	0	1	D	Light Magenta
1	1	1	0	E	Brown blink	1	1	1	0	E	Yellow
1	1	1	1	F	White blink	1	1	1	1	F	Bright White

F Flashing bit G Green bit I Intensity bit
R Red bit B Blue bit

* On monochrome monitors, the blue bit is set and the red and green bits are cleared (001) for underline; all color bits are set (111) for normal text.

Hexadecimal-Binary-Decimal Conversion

Hex Number	Binary Number	Decimal Digit 000X	Decimal Digit 00X0	Decimal Digit 0X00	Decimal Digit X000
0	0000	0	0	0	0
1	0001	1	16	256	4,096
2	0010	2	32	512	8,192
3	0011	3	48	768	12,288
4	0100	4	64	1,024	16,384
5	0101	5	80	1,280	20,480
6	0110	6	96	1,536	24,576
7	0111	7	112	1,792	28,672
8	1000	8	128	2,048	32,768
9	1001	9	144	2,304	36,864
A	1010	10	160	2,560	40,960
B	1011	11	176	2,816	45,056
C	1100	12	192	3,072	49,152
D	1101	13	208	3,328	53,248
E	1110	14	224	3,584	57,344
F	1111	15	240	3,840	61,440